

Oxford Phonics World 1

The Alphabet




Workbook



Oxford Phonics World 1

The Alphabet

Kaj Schwermer Julia Chang Craig Wright




Workbook

OXFORD
UNIVERSITY PRESS

Unit 1


Aa Bb Cc

A Trace, write, and say.



B Circle the pictures beginning with the a sound.

1.



2.



3.



4.



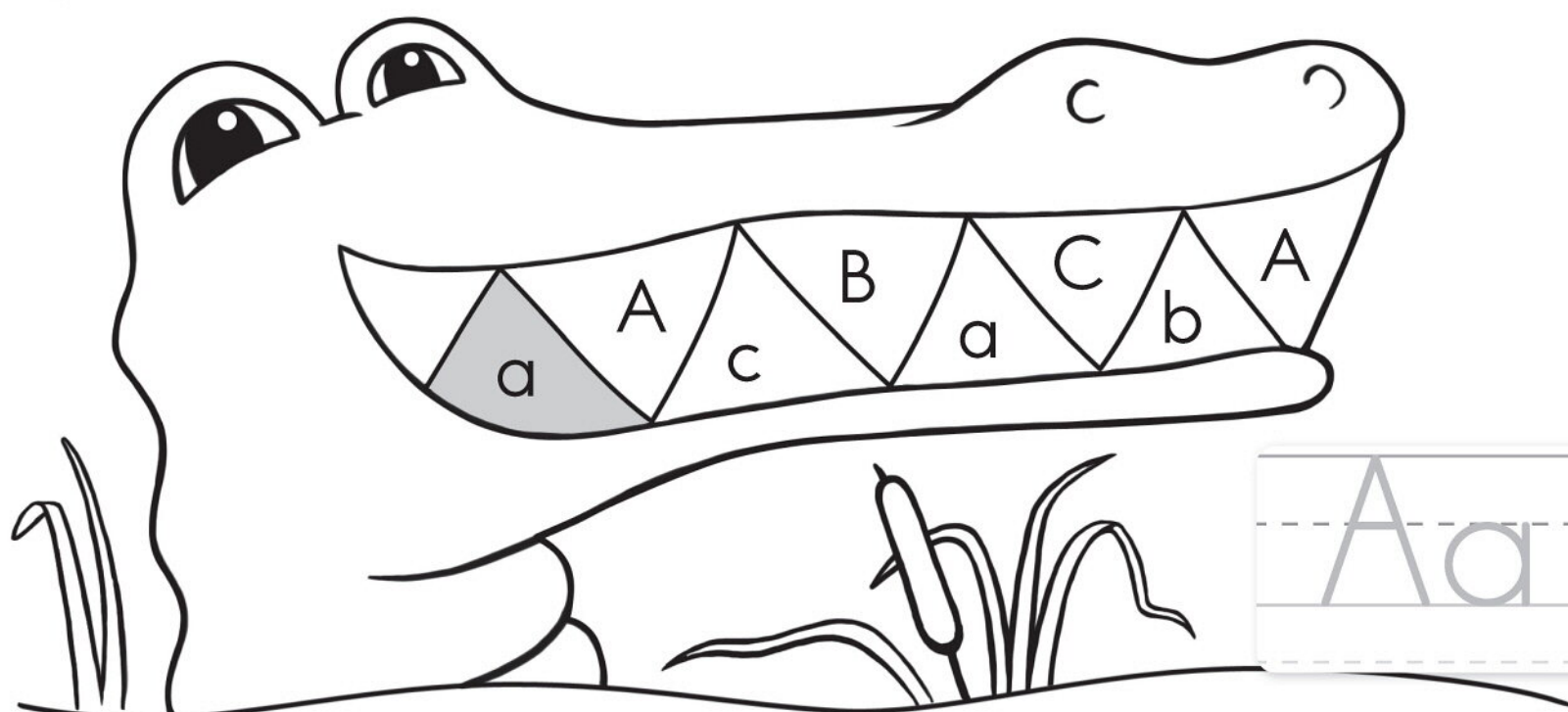
5.




6.



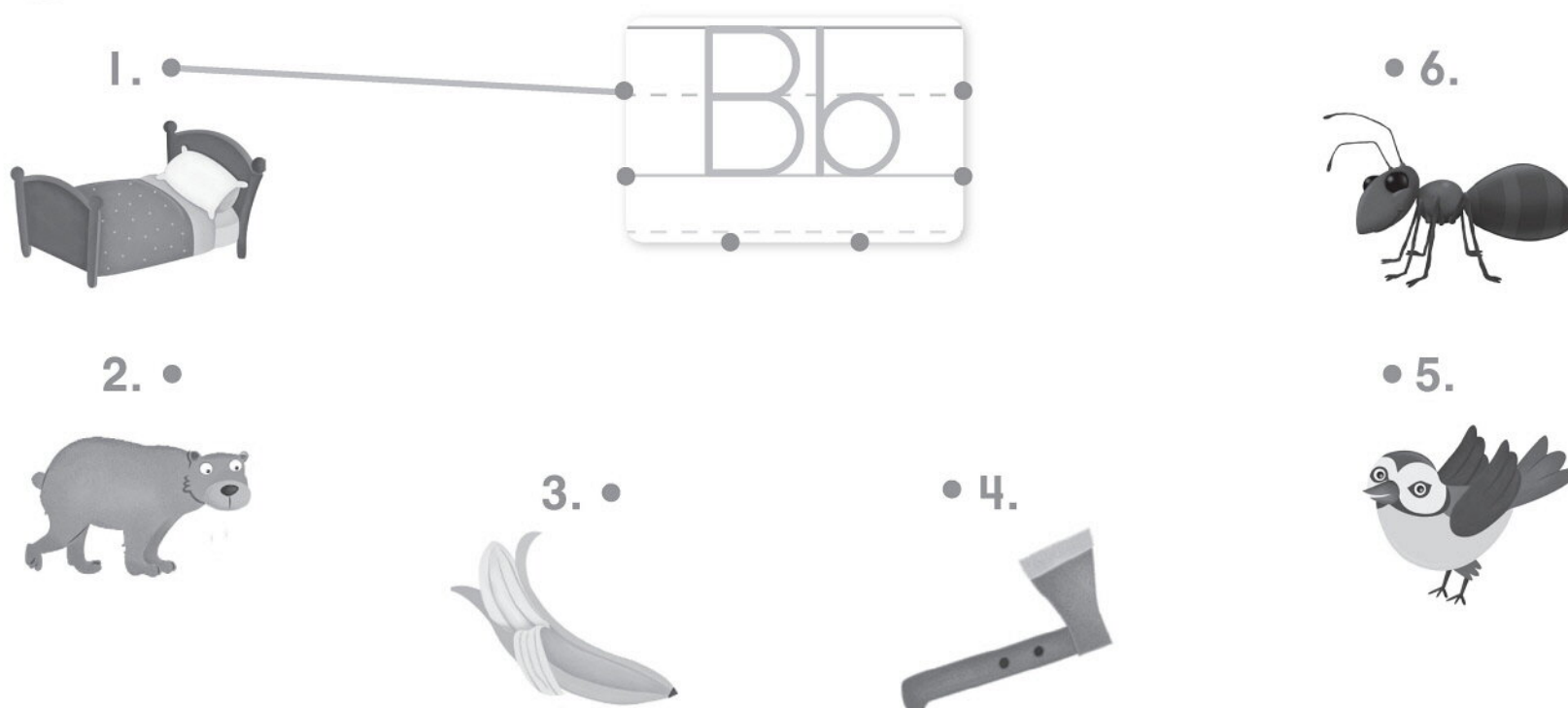
C Color A and a. Write Aa.




A Trace, write, and say.




B Write Bb. Then match.



C Say. Then write Bb or cross it out.



A Trace, write, and say.



B Circle the pictures beginning with the c sound.


1.



2.



3.



4.




5.












6.



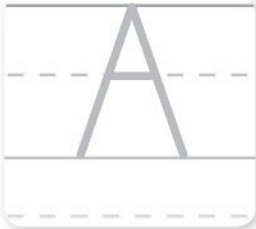






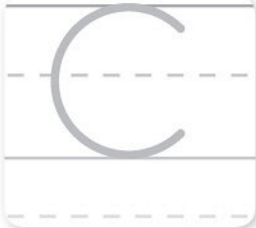

C Color C and c. Write Cc.



A Say. Then circle the beginning sound.

1. 	a b c	2. 	a b c	3. 	a b c
4. 	a b c	5. 	a b c	6. 	a b c
7. 	a b c	8. 	a b c	9. 	a b c

B Trace and match.

1. 			
2. 			
3. 			

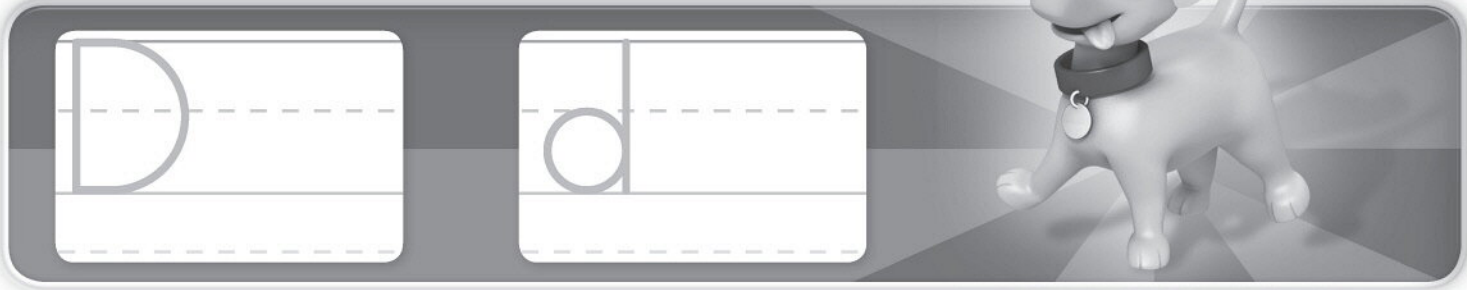
Tracing lines: A line from the 'A' box to the 'Ant' image, and a line from the 'a' box to the 'Ant' image.



Unit 2

Dd Ee Ff

A Trace, write, and say.



B Circle the pictures beginning with the d sound.

1.



2.



3.



4.





5.




6.



C Connect, say, and write Dd.

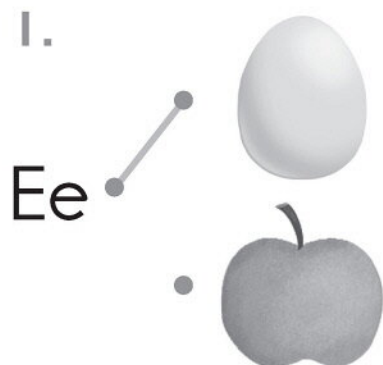


A Trace, write, and say.

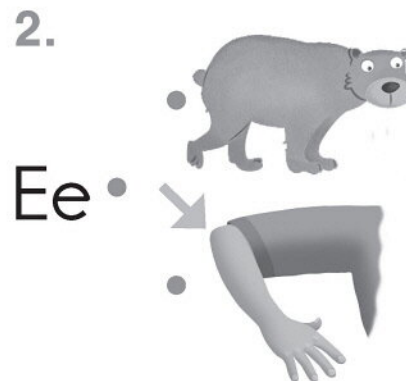


B Which ones begin with the e sound? Match and write.

1.




2.



3.



4.



C Say. Then write Ee or cross it out.

1.



2.




3.



4.



Dd Ee Ff

A Trace, write, and say.**B** Write Ff. Then match.

1. •



• 6.



2. •



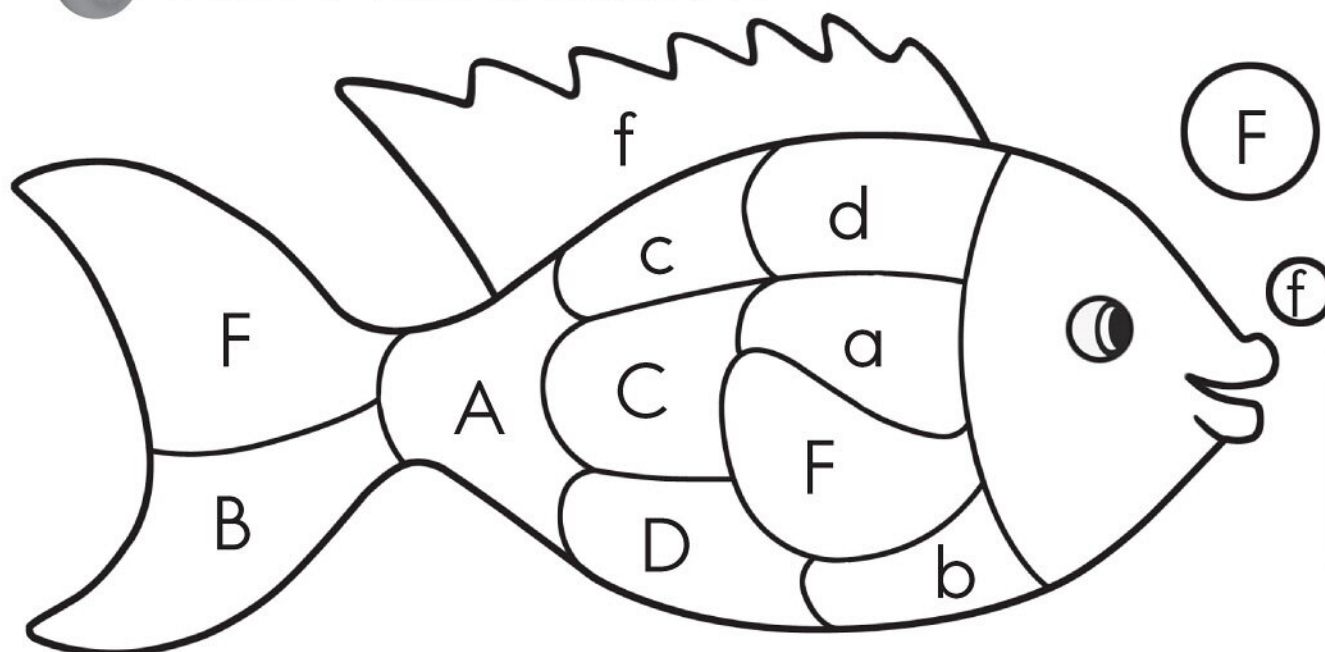
3. •



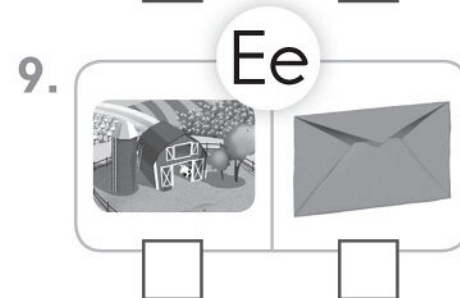




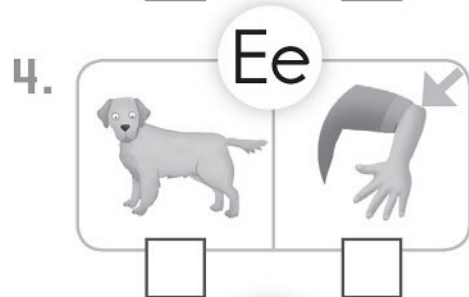
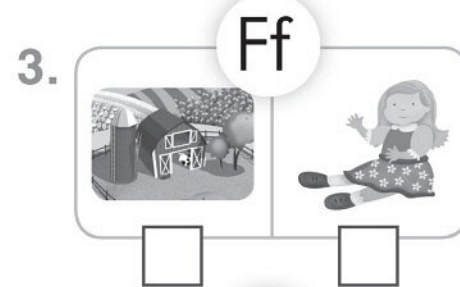
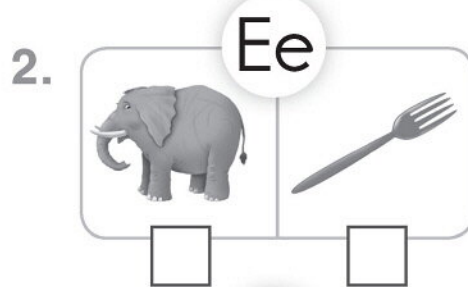

• 4.



• 5.

**C** Color F and f. Write Ff.

A Which ones begin with the sound? Write ✓.

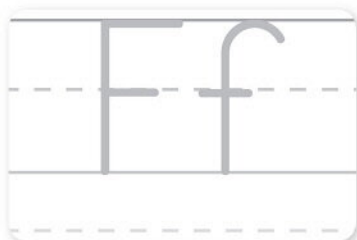



B Draw the shapes and write.

Dd = ○

Ee = □










Ff = △









Review 1


Aa Bb Cc Dd Ee Ff

A Say. Then circle the beginning sound.


1. 	a b c	2. 	b c d	3. 	c d e
4. 	d e f	5. 	a b c	6. 	d e f
7. 	c d e	8. 	d e f	9. 	a b c

B Say and match.

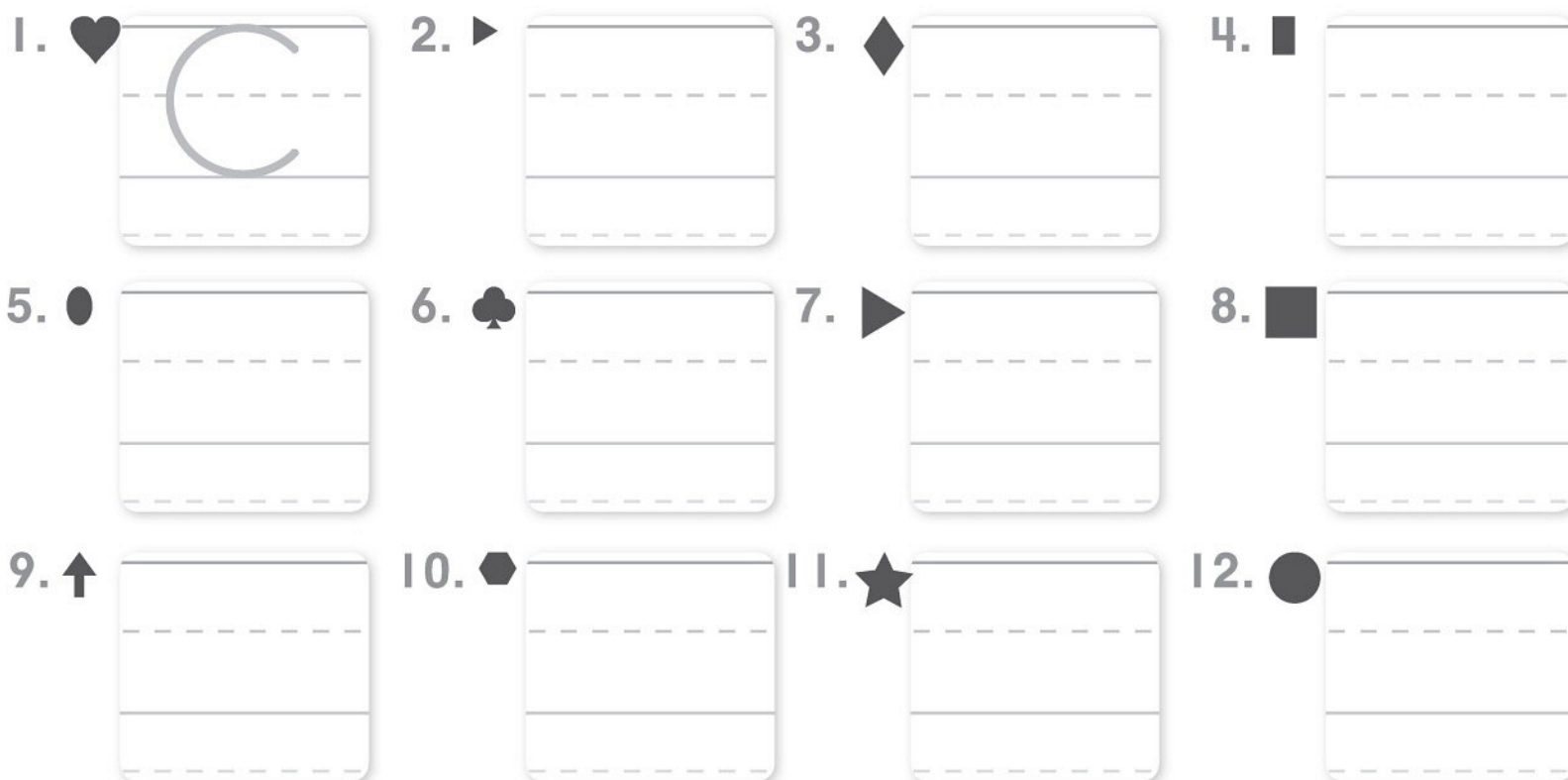

1. A	2. B	3. C	4. D	5. E	6. F
					
e	b	d	a	c	f



C Write, say, and connect in A-B-C order.



D Look and write.



Unit 3

Gg Hh Ii

A Trace, write, and say.



B Circle the pictures beginning with the g sound.

1.



2.




3.



4.



5.




6.



C Say. Then write Gg or cross it out.


1.



2.



3.




4.





A Trace, write, and say.



B Write Hh. Then match.

1. •



• 6.



2. •



3. •




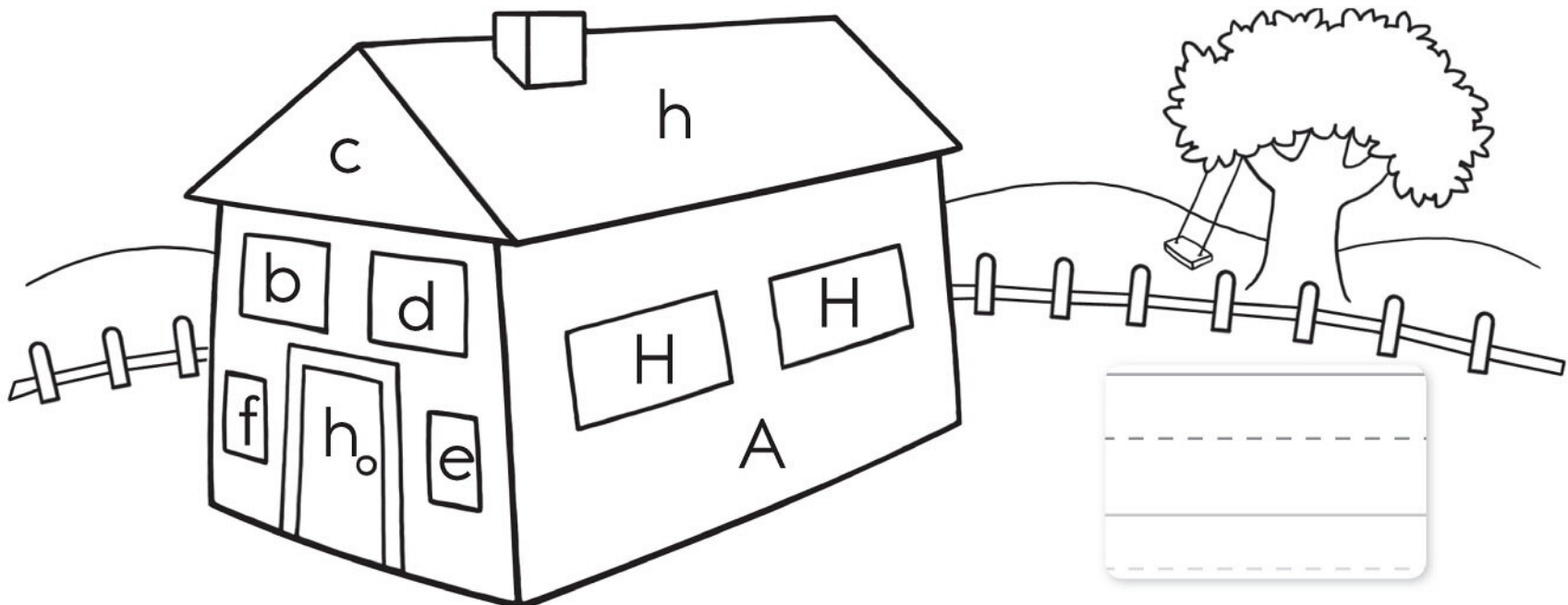
• 4.



• 5.



C Color H and h. Write Hh.



A Trace, write, and say.



B Circle the pictures beginning with the i sound.

1.



2.




3.




4.




5.












6.





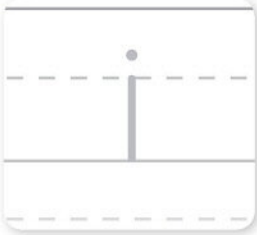
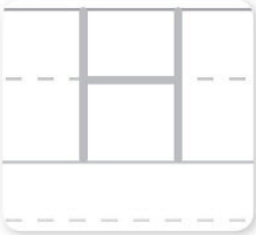


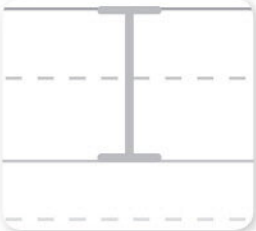

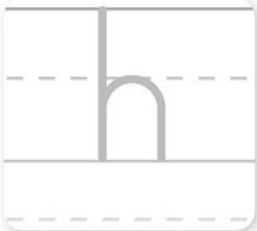
C Color I and i. Write Ii.



A Say. Then circle the beginning sound.

1. 	g h i	2. 	g h i	3. 	g h i
4. 	g h i	5. 	g h i	6. 	g h i
7. 	g h i	8. 	g h i	9. 	g h i

B Trace and match.

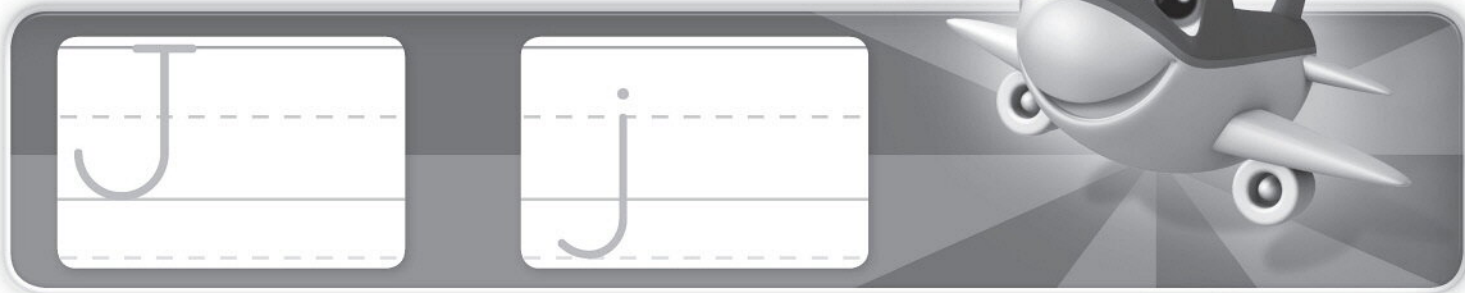
1. 	•	• 	•	• 
2. 	•	• 	•	• 
3. 	•	• 	•	• 



Unit 4

Jj Kk Ll


A Trace, write, and say.



B Which ones begin with the j sound? Match and write.

1.

Jj



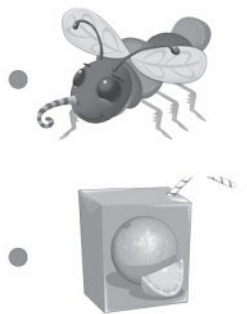
2.

Jj



3.

Jj

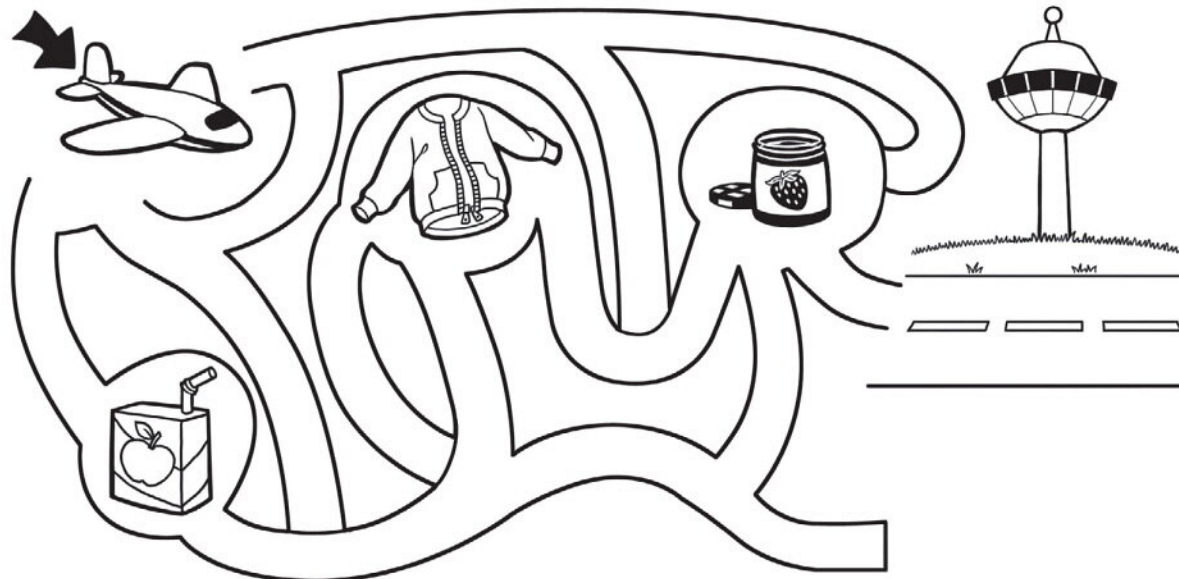


4.

Jj

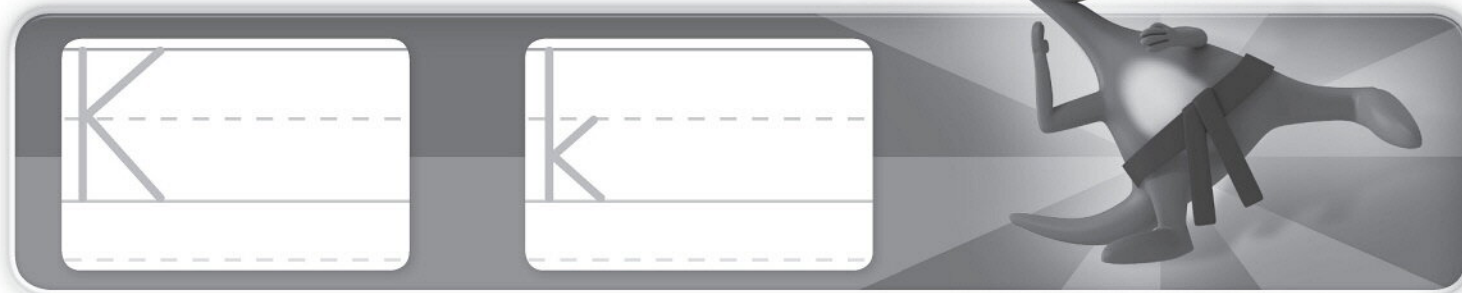


C Connect, say, and write Jj.





A Trace, write, and say.



B Circle the pictures beginning with the k sound.

1.



2.



3.



4.




5.



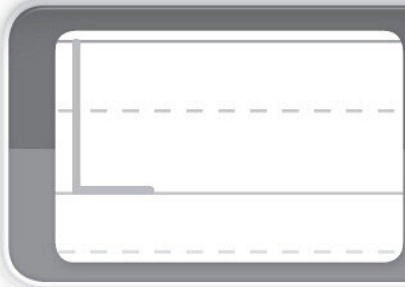
6.



C Color K and k. Write Kk.





A Trace, write, and say.



B Write Ll. Then match.

1. •



• 6.



2. •



3. •



• 4.



• 5.



C Say. Then write Ll or cross it out.

1.



2.



3.




4.






A Which ones begin with the sound? Write ✓.

1. Jj




☐ ☐

2. Kk




☐ ☐

3. Ll




☐ ☐

4. Ll




☐ ☐

5. Kk




☐ ☐

6. Jj




☐ ☐

7. Kk




☐ ☐

8. Jj



☐ ☐

9. Ll




☐ ☐

B Draw the shapes and write.

Jj = ○


Kk = □


Ll = △

1. 

2. 

3. 

4. 

5. 










6. 



Review 2

Gg Hh Ii Jj Kk Ll

A Say. Then circle the beginning sound.

1. 	g h i	2. 	j k l	3. 	h i j
4. 	g h i	5. 	j k l	6. 	h i j
7. 	g h i	8. 	j k l	9. 	h i j

B Say and match.

1. G •



• h

2. H •



• j

3. I •



• g

4. J •



• k

5. K •




• i

6. L •



• l



C Write, say, and connect in G-H-I order.

D Say and write.

1.



2.



3.



4.



5.



6.



Unit 5


Mm Nn Oo

A Trace, write, and say.



B Circle the pictures beginning with the m sound.

1.



2.



3.



4.




5.



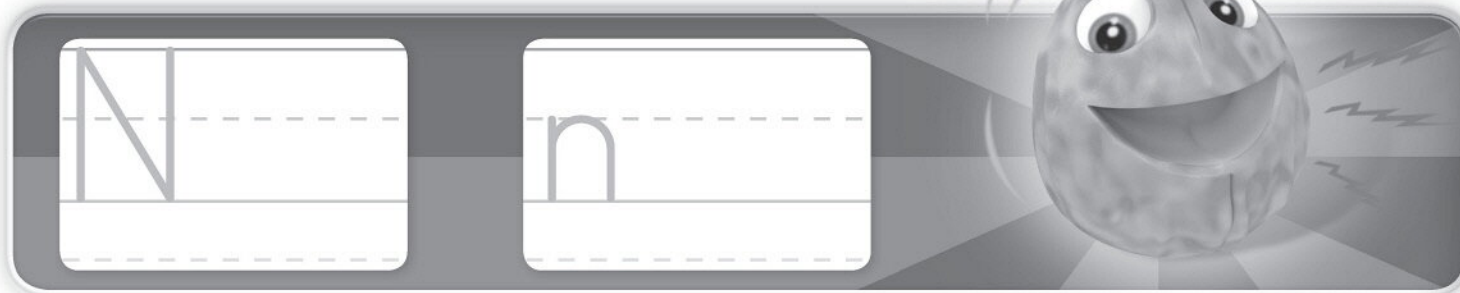
6.



C Color M and m. Write Mm.



A Trace, write, and say.



B Which ones begin with the n sound? Match and write.

1.

Nn •



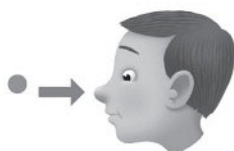
2.

Nn •



3.

Nn •




4.




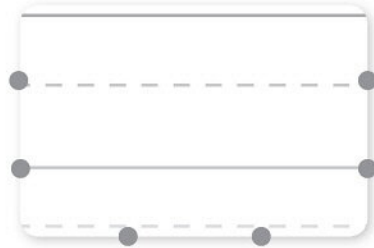
Nn •





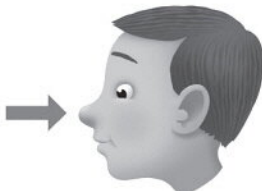






C Connect, say, and write Nn.






Mm Nn Oo

A Trace, write, and say.**B** Write Oo. Then match.**C** Say. Then write Oo or cross it out.

A Say. Then circle the beginning sound.

1.  m n o	2.  m n o	3.  m n o
4.  m n o	5.  m n o	6.  m n o
7.  m n o	8.  m n o	9.  m n o

B Connect, trace, and write.


1. M • o •		_____	<div style="border: 1px solid black; height: 80px; width: 100%;"></div>
2. N • m •		_____	<div style="border: 1px solid black; height: 80px; width: 100%;"></div>
3. O • n •		_____	<div style="border: 1px solid black; height: 80px; width: 100%;"><div style="position: relative; height: 100%;"><div style="position: absolute; top: 0; left: 0; right: 0; border-bottom: 1px dashed black;"></div><div style="position: absolute; top: 10%; left: 10%; font-size: 40px;">Mm</div></div></div>



Unit 6


Pp Qq Rr

A Trace, write, and say.



B Which ones begin with the p sound? Match and write.

1.



Pp •



2.



Pp •



3.



Pp •



4.



Pp •



C Say. Then write Pp or cross it out.

1.



2.



3.




4.





A Trace, write, and say.



B Circle the pictures beginning with the q sound.

1.



2.



3.



4.




5.



6.




C Color Q and q. Write Qq.


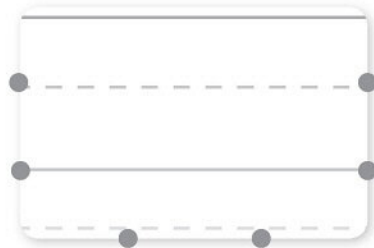


Pp Qq Rr

A Trace, write, and say.



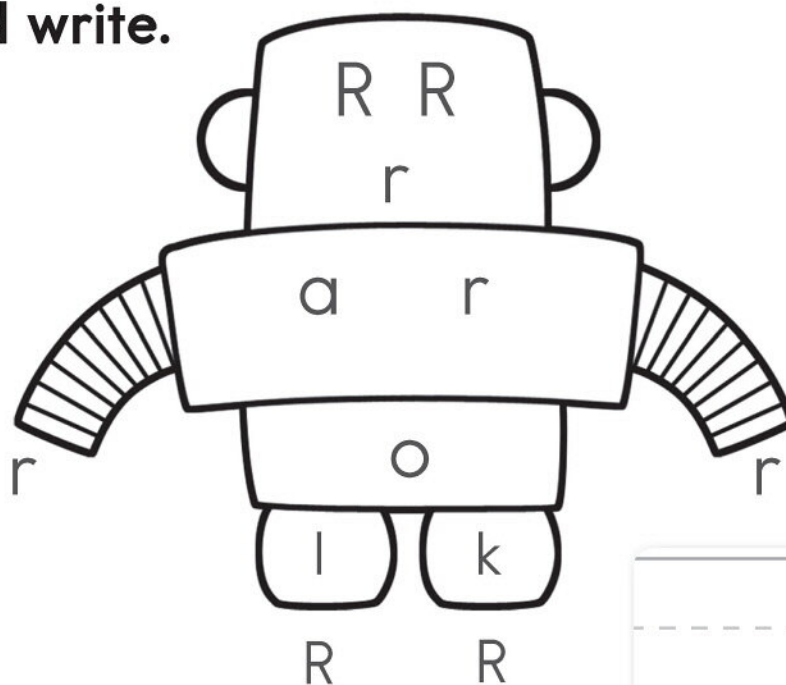
B Write Rr. Then match.



C Draw the shapes and write.

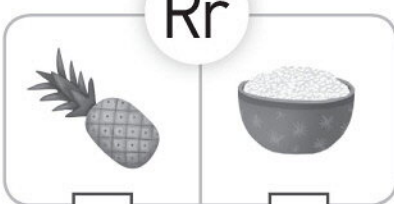
R = 

r = 




A Which ones begin with the sound? Write ✓.

1. Rr




☐ ☐

2. Pp



☐ ☐

3. Qq




☐ ☐

4. Qq




☐ ☐

5. Rr




☐ ☐

6. Pp




☐ ☐

7. Pp




☐ ☐

8. Qq








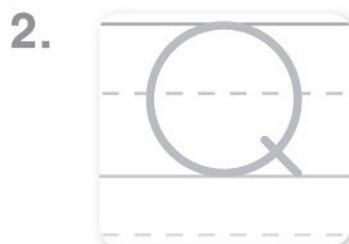


☐ ☐

9. Rr



☐ ☐

B Trace and match.

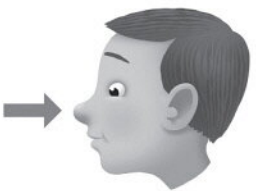










Review 3

Mm Nn Oo Pp Qq Rr



A Say. Then circle the beginning sound.

1. 	m n o	2. 	p q r	3. 	n o p
4. 	o p q	5. 	p q r	6. 	m n o
7. 	n o p	8. 	o p q	9. 	p q r

B Say and match.

1. M

2. N

3. O

4. P

5. Q

6. R



n


q

r




p

o

m



C Write, say, and connect in M-N-O order.

	M		R	
	N		Q	
	O		P	

D Look and write.


● M	■ m	■ N	▶ n	♥ O	♣ o	▶ P	● p	★ Q	↑ q	♦ R	◆ r
--------	--------	--------	--------	--------	--------	--------	--------	--------	--------	--------	--------

1. ■	2. ▶	3. ♣	4. ★
5. ♦	6. ●	7. ■	8. ◆
9. ♥	10. ↑	11. ▶	12. ●

Unit 7

Ss Tt Uu Vv

A Trace, write, and say.




B Circle the pictures beginning with the s sound.

1.



2.




3.



4.



5.



6.




C Say. Then write Ss or cross it out.

1.



2.



3.



4.



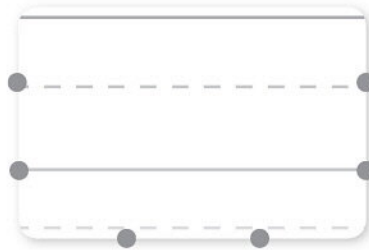


A Trace, write, and say.



B Write Tt. Then match.

1. •



• 6.



2. •



3. •




• 4.



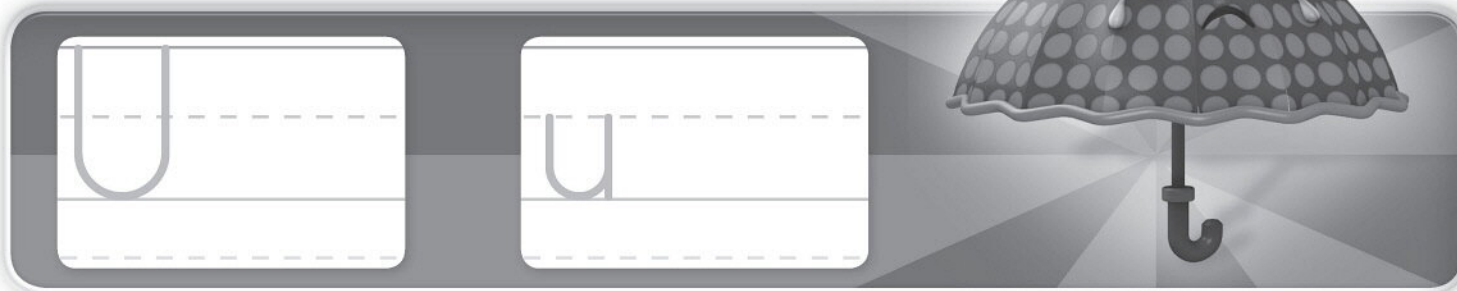
• 5.



C Color T and t. Write Tt.



A Trace, write, and say.



B Circle the pictures beginning with the u sound.

1.



2.



3.




4.



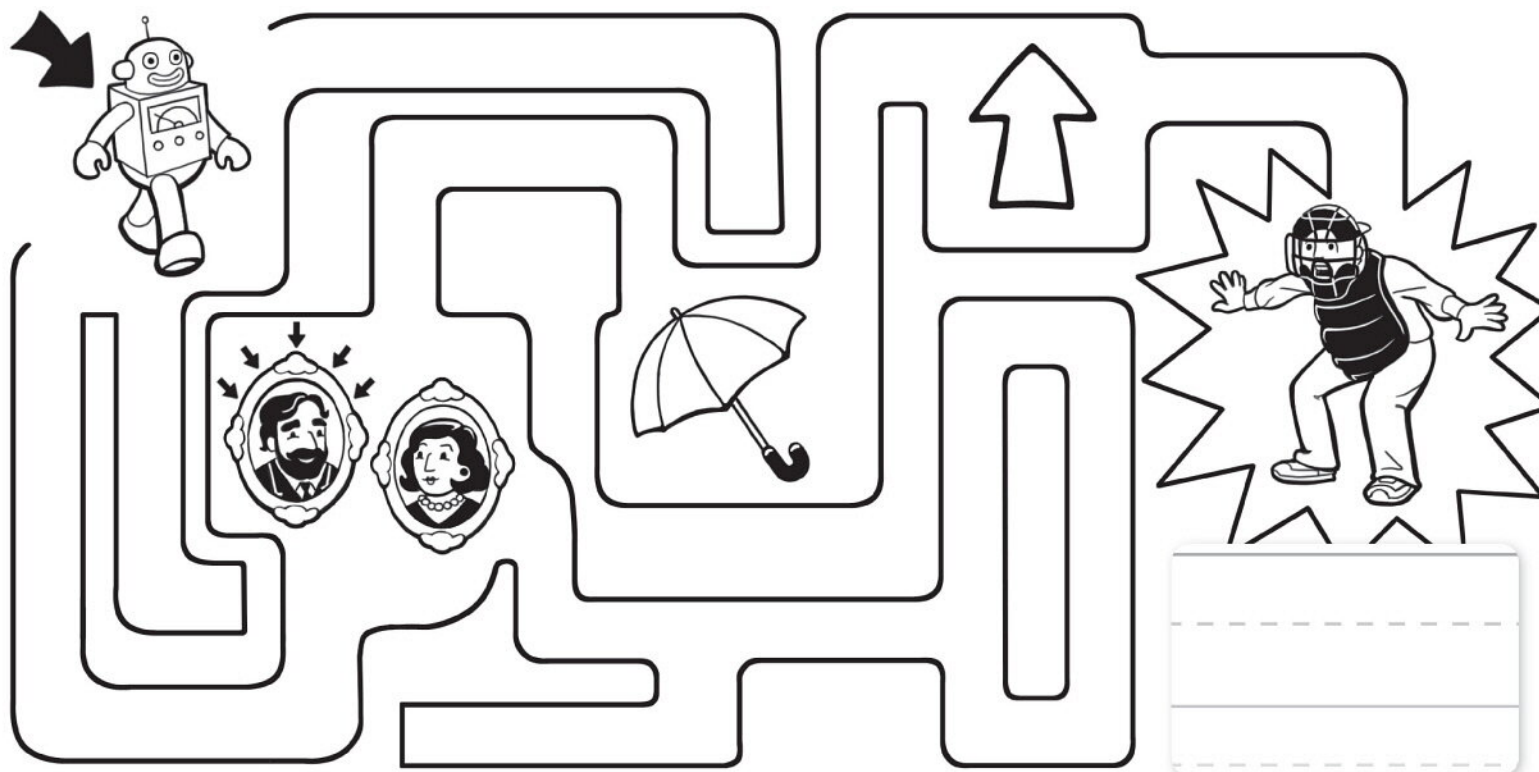
5.



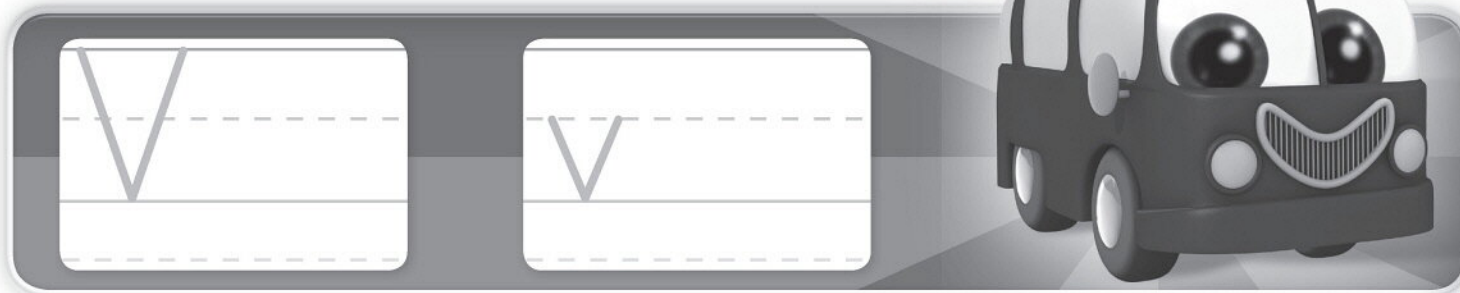
6.



C Connect, say, and write Uu.

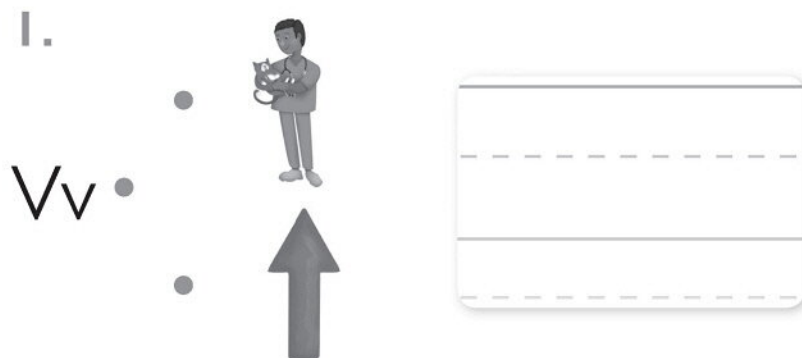


A Trace, write, and say.




B Which ones begin with the v sound? Match and write.

1.



2.



3.



4.



C Say. Then write Vv or cross it out.

1.



2.



3.




4.








A Say. Circle the beginning sound. Trace. Then write.



1. 


s	t
u	v



2. 


s	t
u	v



3. 

s	t
u	v



4. 



s	t
u	v



 



B Draw the shapes and write.



Ss =  Tt =  Uu =  Vv = 



1.  


2.  

3.  

4.  

5.  

6.  



Unit 8

Ww Xx Yy Zz

A Trace, write, and say.



B Write Ww. Then match.

1. •



• 6.



2. •



3. •



• 4.



• 5.



C Say. Then write Ww or cross it out.

1.



2.



3.




4.






Ww Xx Yy Zz

A Trace, write, and say.**B** Circle the pictures ending with the x sound.

1.



2.



3.





4.




5.



6.

**C** Connect, say, and write Xx.

A Trace, write, and say.



B Which ones begin with the y sound? Match and write.

1.



Yy •



2.



Yy •



3.



Yy •



4.



Yy •



C Say. Then write Yy or cross it out.

1.



2.



3.




4.





Ww Xx Yy Zz

A Trace, write, and say.**B** Circle the pictures beginning with the z sound.

1.



2.



3.





4.



5.



6.



**C** Color Z and z. Then write.

A Which ones begin or end with the sound? Write ✓.



1. **Zz**

0	6
<input type="checkbox"/>	<input type="checkbox"/>



2. **Xx**

	
<input type="checkbox"/>	<input type="checkbox"/>



3. **Ww**

	
<input type="checkbox"/>	<input type="checkbox"/>



4. **Yy**

	
<input type="checkbox"/>	<input type="checkbox"/>



5. **Ww**

	
<input type="checkbox"/>	<input type="checkbox"/>



6. **Zz**

	
<input type="checkbox"/>	<input type="checkbox"/>



7. **Xx**

	
<input type="checkbox"/>	<input type="checkbox"/>

8. **Yy**

	
<input type="checkbox"/>	<input type="checkbox"/>

9. **Xx**

	
<input type="checkbox"/>	<input type="checkbox"/>

B Connect, trace, and write.

1. W

6

2. X




3. Y



4. Z





Ww



Xx



Yy












Zz

Review 4









Ss Tt Uu Vv Ww Xx Yy Zz

A Say. Then circle the beginning or ending sound.

1.  S t u	2.  V W X	3.  X Y Z
4.  t u v	5.  U V W	6.  V W X
7.  S t u	8.  V W X	9.  X Y Z

B Say and match.

1. S 2. T 3. U 4. V 5. W 6. X 7. Y 8. Z





Z W V S y t X u







C Write, say, and connect in S-T-U order.

Word search puzzle with letters S, T, U, Z, Y, X, W, and V. The letters are connected by lines forming a spider web. The letters are placed at the following points: S (top left), T (top right), U (middle right), Z (middle left), Y (bottom left), X (bottom center), W (bottom right), and V (middle right, near the violin).

D Say and write.

1.  2.  3.  4. 

5.  6.  7.  8. 

A Write the alphabet.

Aa

Bb

Cc

Dd

Ee

Ff

Gg

Hh

Ii

Jj

Kk

Ll

Mm

Nn

Oo

Pp

Qq

Rr

Ss

Tt

Uu

Vv

Ww

Xx

Yy

Zz



Student Cards

Aa

Bb

Cc

Dd

Ee

Ff

Gg

Hh

Ii

Jj

Kk

Ll

Mm

Nn

Oo





Letter Cards

Pp

Qq

Rr

Ss

Tt

Uu

Vv

Ww

Xx

Yy

Zz

These cards
belong to:



OXFORD

UNIVERSITY PRESS

198 Madison Avenue

New York, NY 10016 USA

Great Clarendon Street, Oxford, OX2 6DP, United Kingdom

Oxford University Press is a department of the University of Oxford.

It furthers the University's objective of excellence in research, scholarship,

and education by publishing worldwide. Oxford is a registered trade

mark of Oxford University Press in the UK and in certain other countries

© Oxford University Press 2015

The moral rights of the author have been asserted

eBook Edition

ISBN: 978 0 19 471253 8 Interactive ebook

ISBN: 978 0 19 471261 3 Interactive ebook - app version

First published in 2015

No copying or file sharing

This digital publication is protected by international copyright laws.

No part of this digital publication may be reproduced, modified, adapted,

stored in a retrieval system, or transmitted, in any form or by any means,

to any other person or company without the prior permission in writing

of Oxford University Press, or as expressly permitted by law. Enquiries

concerning reproduction outside the scope of the above should be sent to

the ELT Rights Department, Oxford University Press, at the address above

You must not modify, adapt, copy, store, transfer or circulate the contents

of this publication under any other branding or as part of any other product.

You may not print out material for any commercial purpose or resale

Any websites referred to in this publication are in the public domain and

their addresses are provided by Oxford University Press for information only.

Oxford University Press disclaims all and any responsibility for the content

of such websites

ACKNOWLEDGEMENTS

Cover Design: Molly K. Scanlon

The authors and publisher are grateful to those who have given permission to reproduce

the following extracts and adaptations of copyright material:

Illustrations by: Scott Angle, Constanza Basaluzzo, Robin Boyer, Javier Burgos,

Nancy Carlson, Marcus Cutler, Mattia Cerato, Lalena Fisher, Nathan Jarvis, Bill

Ledger (3D art), Julissa Mora, Kristin Varner.

Oxford Phonics World

Let us guide you through
the world of phonics...



Oxford Phonics World is the first step on your students' journey into English, leading you through **all 44 sounds**.

- **Over 150 Phonics Friends** — an angry apple, a big bear, and others — help children remember English sounds.
- **Action songs, chants, and games** encourage children to discover connections between English sounds and letters.
- **Active class activities** develop children's listening, speaking, reading, writing, and spelling skills and provide opportunities to apply them.
- **Multi-ROMs** include fun animations and interactive games, stories, and songs for practice at home.

5 levels of phonics for use before or alongside your English course

- **Student Book** with **Student Cards** and **Multi-ROM**
- **Workbook**
- **Teacher's Book**
- **Phonics Cards**
- **Phonics Readers**
- **Oxford iTools**
Digital Classroom Resources



Authors **Kaj Schwermer, Julia Chang, and Craig Wright**, and musician **Laurie Thain** are experienced teachers and teacher trainers who specialize in phonics instruction.

OXFORD
UNIVERSITY PRESS

www.oup.com/elt/oxfordphonicsworld

ISBN 978-0-19-459622-0



9 780194 596220