


Oxford Phonics World 2

Short Vowels



Workbook



Oxford Phonics World 2

Short Vowels

Kaj Schwermer Julia Chang Craig Wright



Workbook





OXFORD
UNIVERSITY PRESS

A Write and say.


a	
---	--



B Read, check, and write.

1. 	ant <input type="checkbox"/>	ax <input checked="" type="checkbox"/>	cat <input type="checkbox"/>	ax
2. 	cat <input type="checkbox"/>	ant <input type="checkbox"/>	yak <input type="checkbox"/>	
3. 	yak <input type="checkbox"/>	ax <input type="checkbox"/>	cat <input type="checkbox"/>	
4. 	cat <input type="checkbox"/>	ant <input type="checkbox"/>	ax <input type="checkbox"/>	

C Follow the a sound. Write.



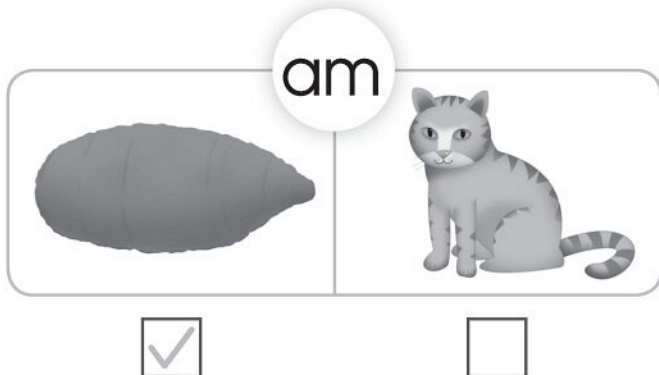
A Write and say.

a + m = am r + a m = ram




B Read, say, and check.


1.




2.



3.





4.



C Do the puzzles.


1.



2.



4.



3.



a am an

A Write and say.

a

+

n

=

f

+

a n

=

**B** Say, circle, and write.

1.



an

am

2.



am an

3.



am an

4.



an am

pan

m

f

c

C Find and circle the word.

1.




ap an am

2.



m a m a n n

3.



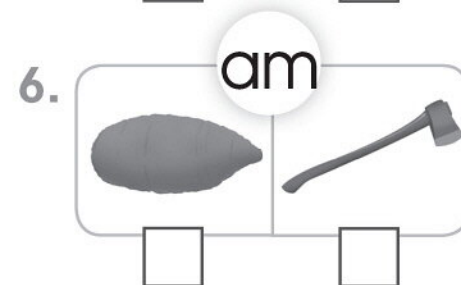

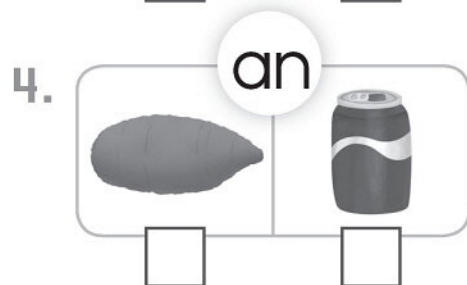

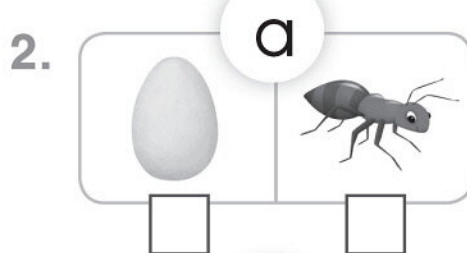

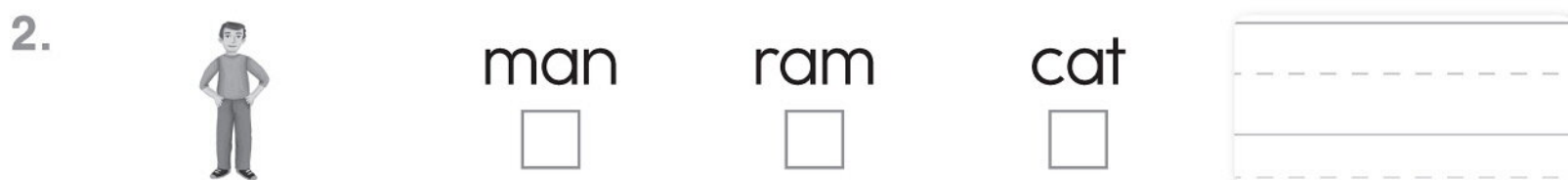
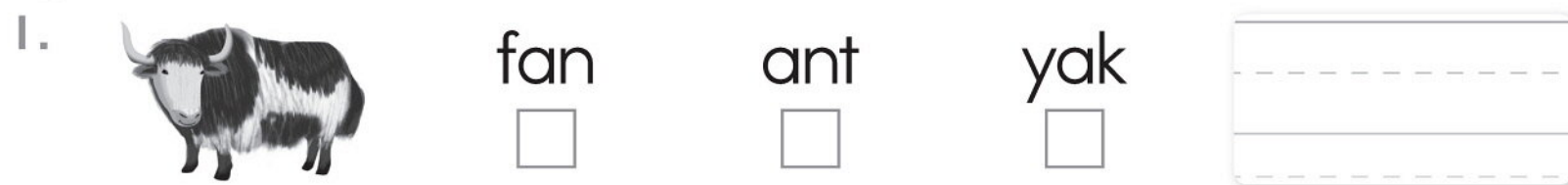
f a f a n a

4.



a c a n a m



A Read, say, and check.**B** Read, check, and write.

Unit 2

ad ag ap at

A Write and say.

a + d =

d + a d =



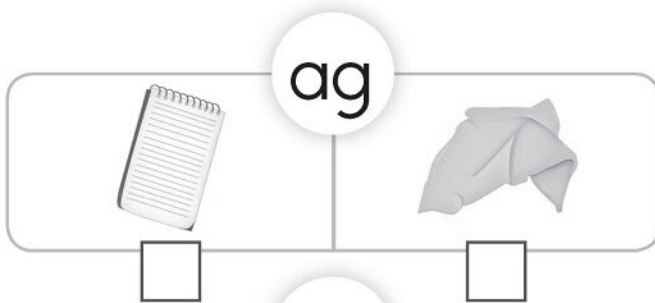
a + g =

b + a g =

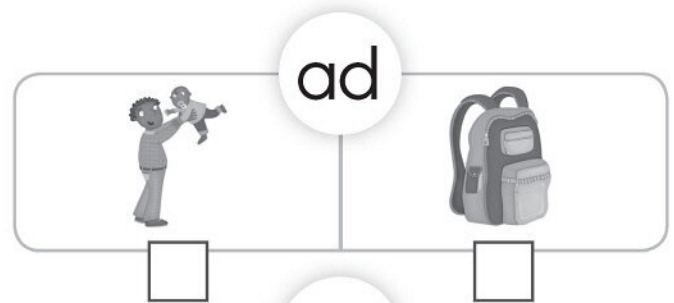


B Read, say, and check.


1.



2.



3.



4.



C Unscramble and write.

1.



a d d

2.



g a r

3.



b g a

4.




d a p



A Write and say.

a + p = c + ap =

**B** Say, circle, and write.

1.



m
n
t

ap

map

2.



c
m
t

ap

3.



c
m
n

ap

4.



t
m
c

ap

C Follow the ap sound. Write.

ad ag ap at

A Write and say.

a

+

t

=

b

+

a t

=



B Read, check, and write.

1.



bag

☐

pad

☐

bat

☐

2.



cat

☐

rat

☐

ant

☐

3.



pan

☐


cap

☐

hat

☐

4.



mat

☐

map

☐

man

☐

C Find and circle the word.

1.



n a m a t n

2.



y a h a t n

3.



r a t a h g

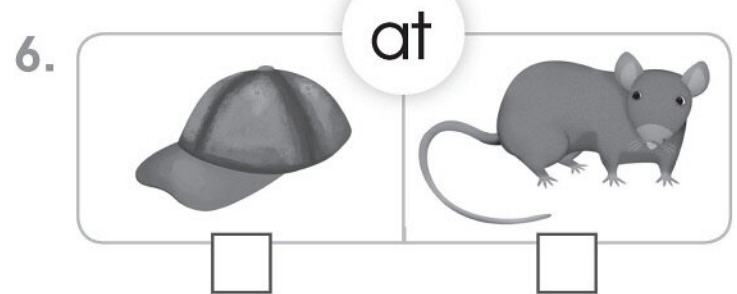

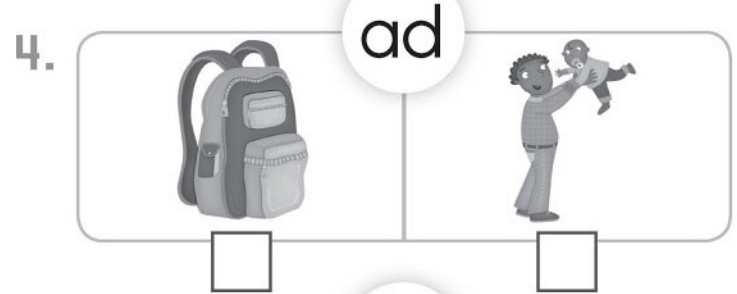
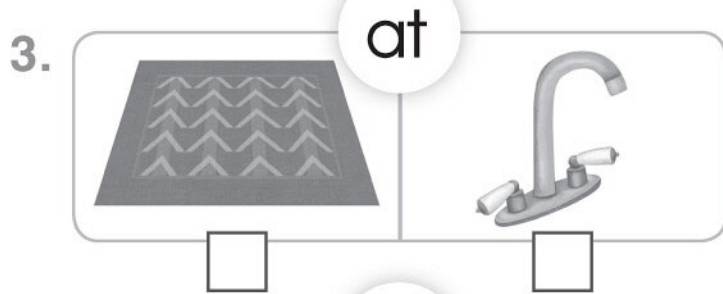
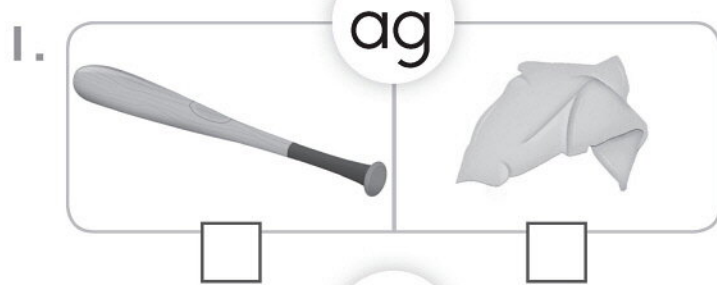

4.



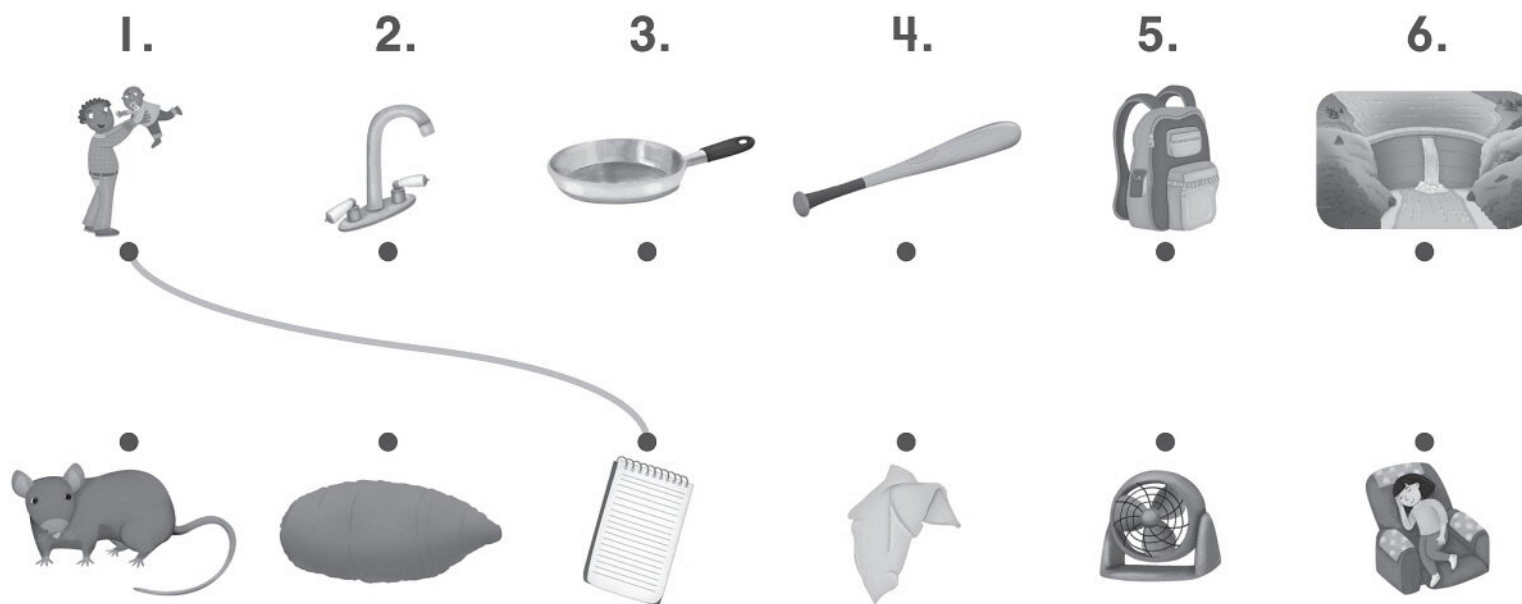
b a g b a t



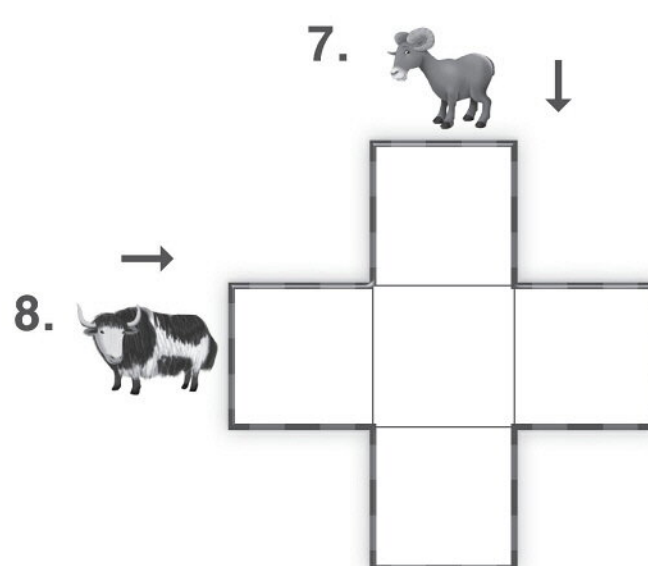
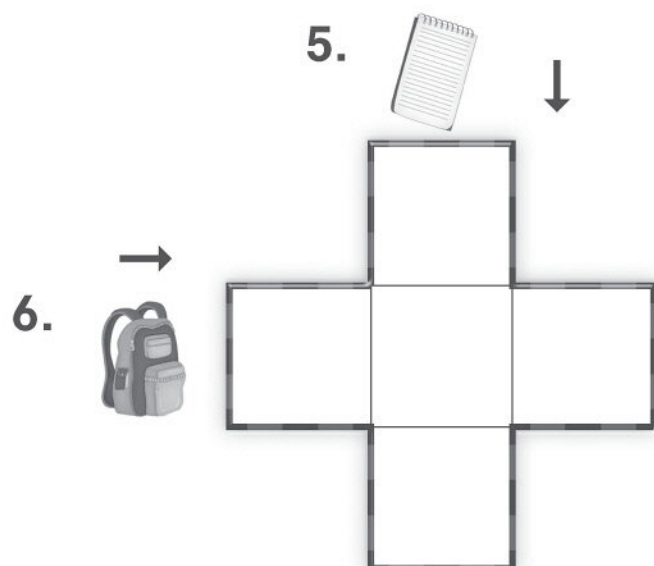
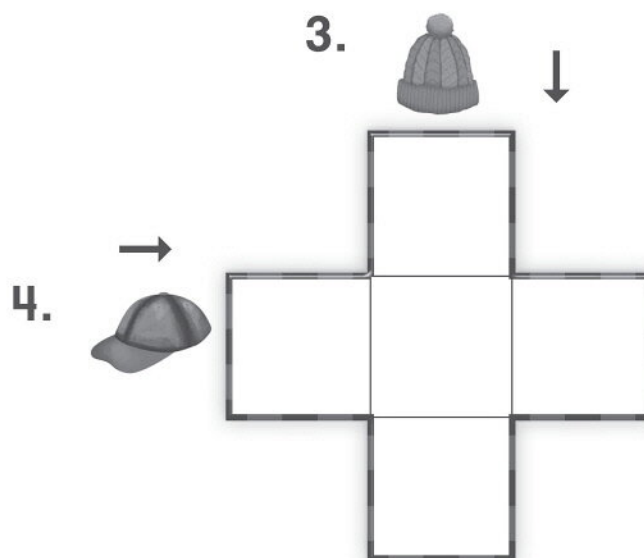
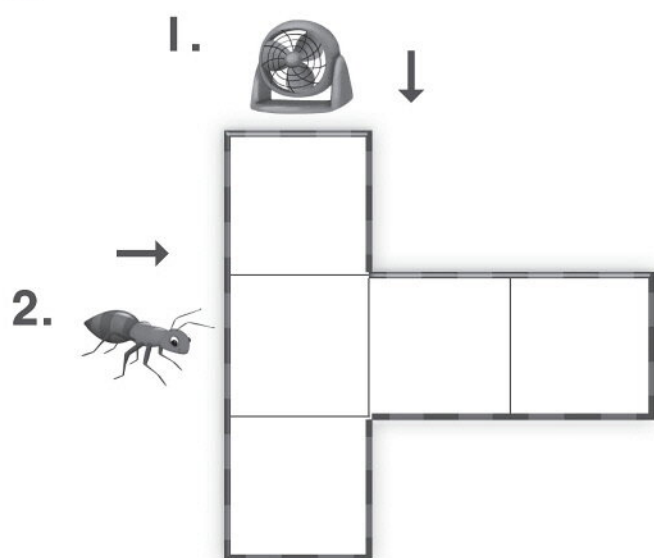
ad ag ap at

A Read, say, and check.**B** Unscramble and write.

A Match the pictures that rhyme.



B Do the puzzles.




C Say, circle, and write.

1.




at ag



2.




ad an



3.



am an



4.



at an



5.




ap an



6.

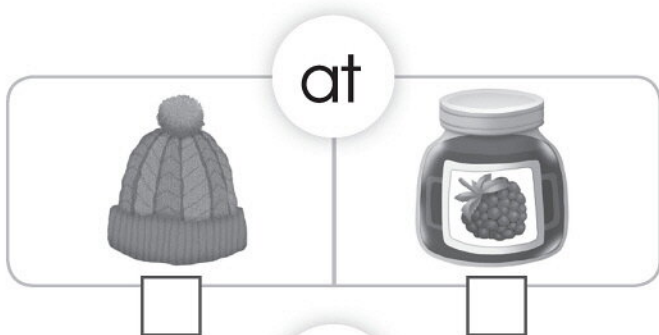


ag at

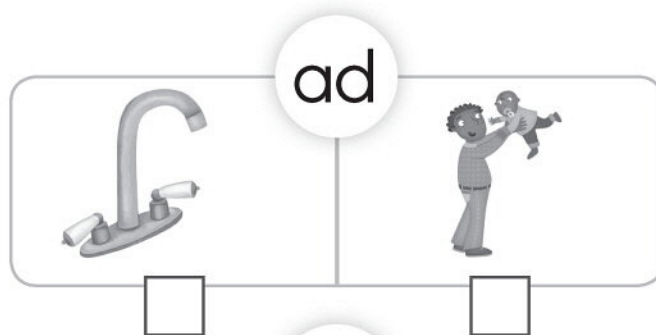


D Read, say, and check.


1.



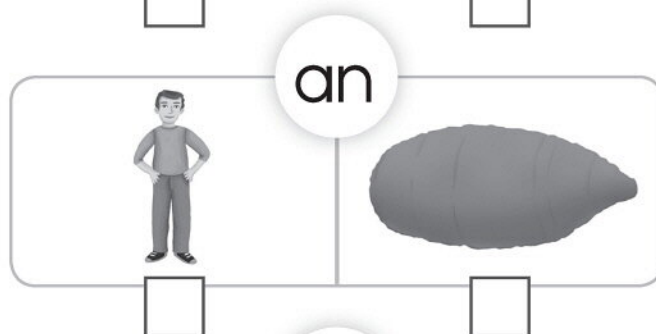
2.



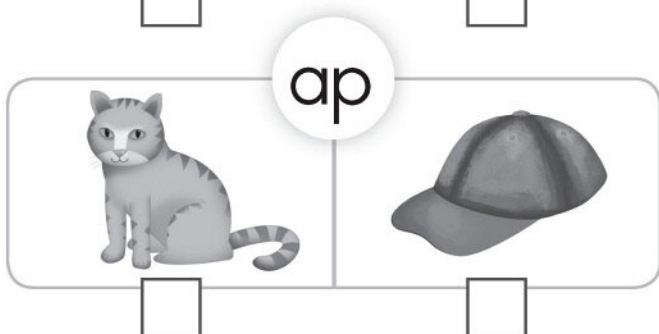
3.



4.



5.



6.



A Write and say.

e	
---	--



B Read, check, and write.

1.



vet

☐

ten

☐

web

☐

--

2.



egg

☐

web

☐

ten

☐

--

3.

10

ten

☐

vet

☐

egg

☐

--

4.



web

☐

egg


☐

vet

☐

--

C Follow the e sound. Write.



A Write and say.

e + t =

j + et =

**B** Read, say, and check.

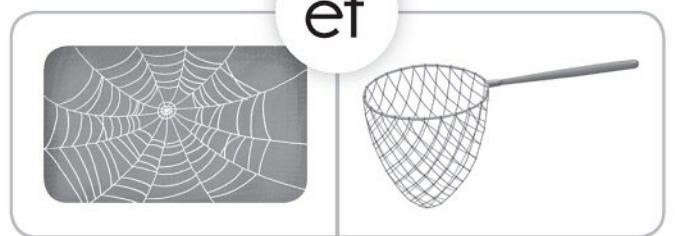
1.



et

☐
☐


2.



et

☐
☐

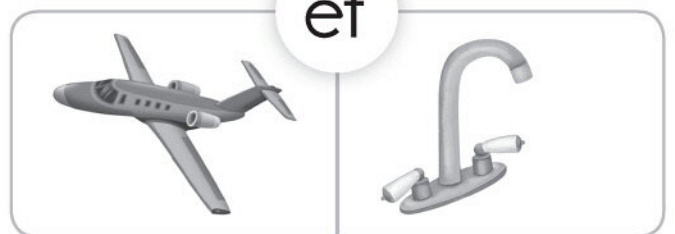
3.



et

☐
☐


4.



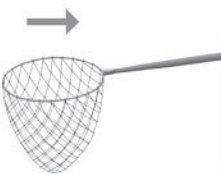
et

☐
☐
C Do the puzzles.


1.



2.



3.



4.



e et en ed

A Write and say.

e

+

n

=

h

+

en

=

e

+

d

=

r

+

ed

=

**B** Say, circle, and write.

1.



2.



3.



4.



en ed

en ed

ed en

ed en

p

r

b

h

C Find and circle the word.

1.



m h h e n n

2.



p e n p n e

3.






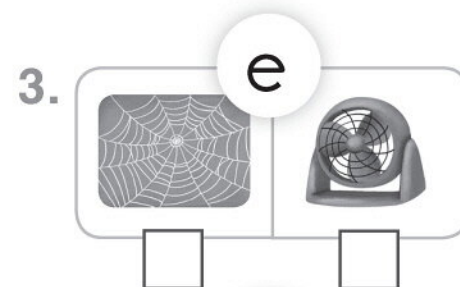

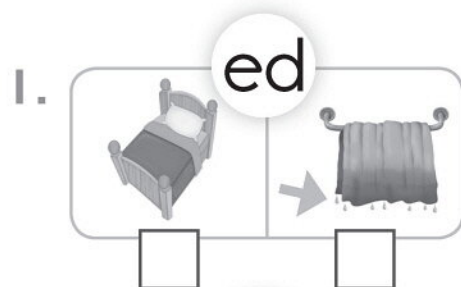

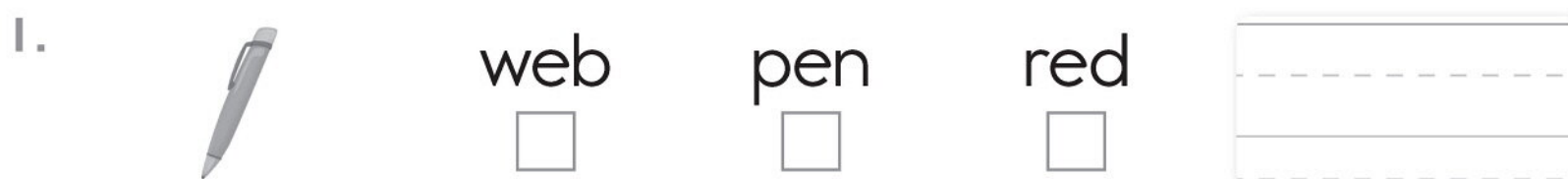
f e r e d b

4.



e d a b e d



A Read, say, and check.**B** Read, check, and write.

A Write and say.



B Read, check, and write.

1.



hip

☐

ink

☐

in

☐

2.



in

☐

hip

☐

zip

☐

3.



in

☐

ink

☐

zip

☐

4.



ink

☐


zip

☐

hip

☐

C Follow the i sound. Write.



A Write and say.

i

+

p

=

l

+

ip

=

**B** Say, circle, and write.

1.



h

l

z

ip

2.



s

t

z

ip

3.



k

r

t

ip

4.



r

s

t

ip

C Read, say, and write.

1. You can use your



to



2. You can use your



to





i ip ib id

A Write and say.

i + b = b + i b =



i + d = k + i d =




B Read, say, and check.


1.



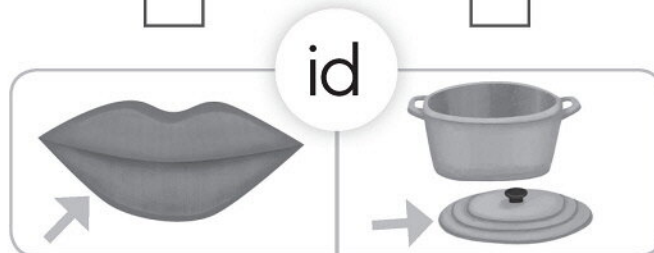
2.



3.

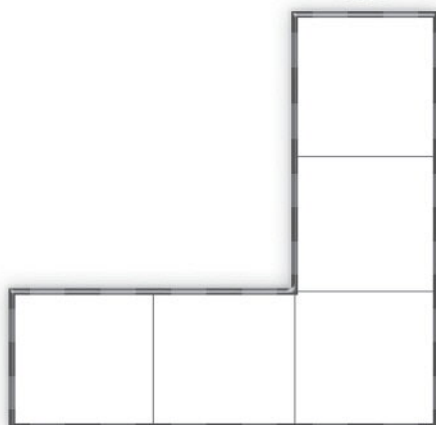


4.



C Do the puzzles.

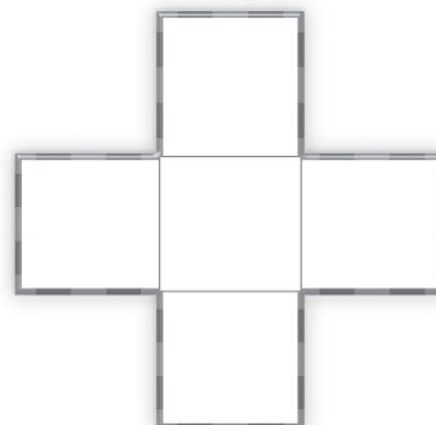
1.



2.



3.





4.




A Read, say, and check.


1. i







2. ib



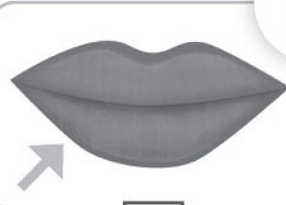



3. id





4. ip







5. ip





6. ib







B Say, match, and write.

1. i ib id ip

1.  •

2.  •

3.  •

4.  •

• k

•

• n


• r




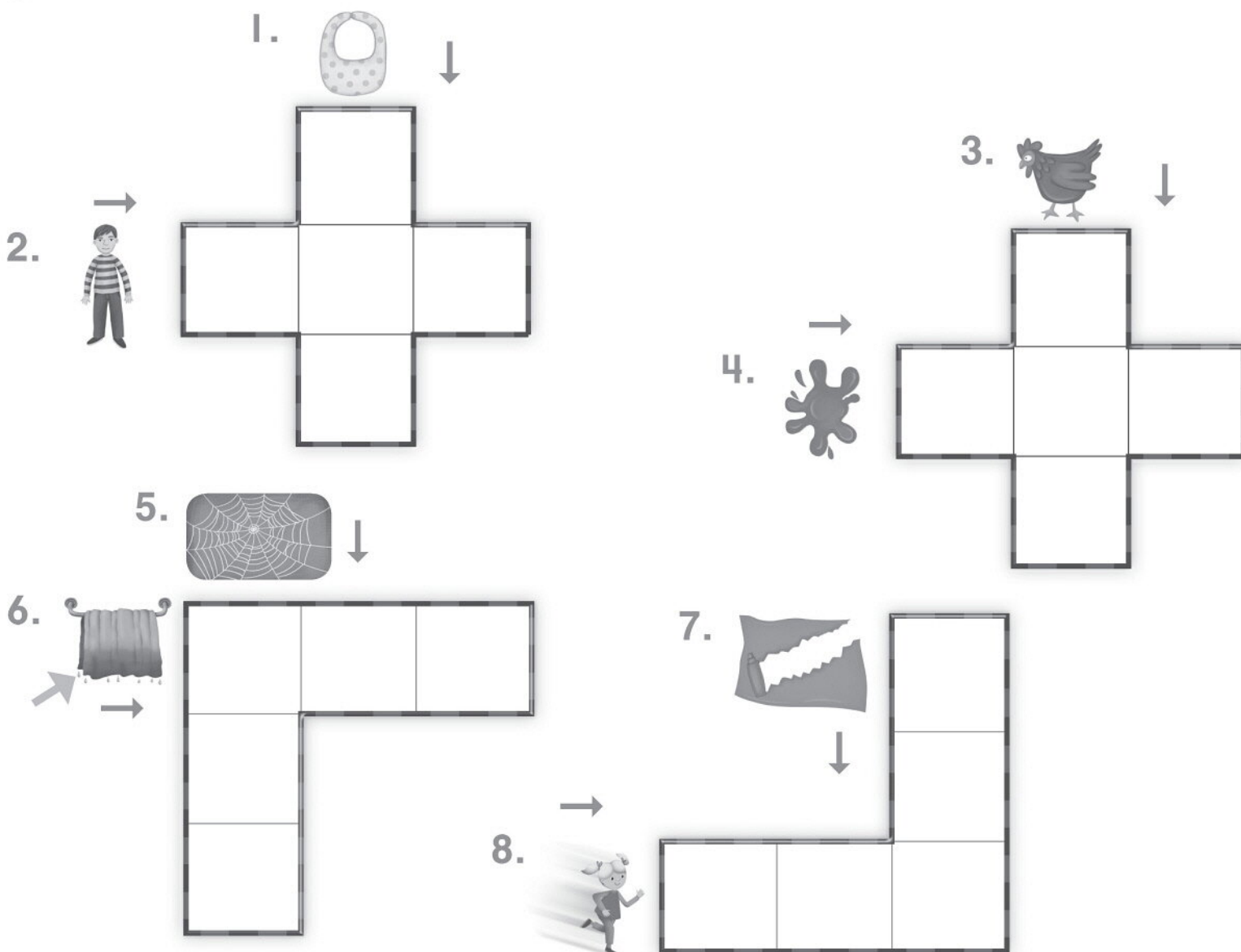
Review 2

e et en ed i ip ib id

A Match the pictures that rhyme.



B Do the puzzles.



C Say, circle, and write.



Handwriting practice box with a dashed line and a vertical line.



Handwriting practice box with a dashed line and the letters 'gg'.



Handwriting practice box with a dashed line and a vertical line.



Handwriting practice box with a dashed line and the letter 'j'.



Handwriting practice box with a dashed line and the letter 'h'.



Handwriting practice box with a dashed line and the letter 'b'.

D Read, say, and write.



A Write and say.

i + n = p + in =



B Read, check, and write.

1.



bin

☐

fin

☐

pin

☐

2.



win

☐

bin

☐

fin

☐

3.



pin

☐


bin

☐

win

☐

4.



fin

☐

pin

☐

bin


☐

C Do the puzzles.

1.




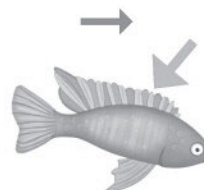
2.



3.



4.



A Write and say.

i

+

g

=

f

+


i

g

=

**B** Read, say, and check.

1.



ig

☐
☐

2.



ig

☐
☐

3.



ig

☐
☐

4.



ig

☐
☐
C Unscramble and write.

1.



g w i

2.



d g i

3.



i b g

4.



g i f



in ig it ix

A Write and say.

i

+

t

=

p

+

it

=



i

+

x

=

s

+

ix

=

**B** Say, circle, and write.

1.



it

ix

2.



ix

it

3.



it

ix

4.



ix

it

C Find and circle the word.

1.



pitpibi

2.



imimixn

3.




ihithig



4.







finsixg







A Read, say, and check.



1.  **it** 
☐ ☐

2.  **in** 
☐ ☐

3.  **ix** 
☐ ☐

4.  **ig** 
☐ ☐

5.  **ig** 
☐ ☐

6.  **in** 
☐ ☐

B Read, check, and write.

1.  **fig** ☐ **pin** ☐ **fin** ☐

2.  **mix** ☐ **big** ☐ **bin** ☐

3.  **fig** ☐ **pit** ☐ **dig** ☐

4.  **dig** ☐ **hit** ☐ **tip** ☐

5.  **win** ☐ **wig** ☐ **bin** ☐

6.  **mix** ☐ **fig** ☐ **six** ☐



A Write and say.





o

ot


op



B Read, check, and write.

1.		rod <input type="checkbox"/>	log <input type="checkbox"/>	ox <input type="checkbox"/>	<div style="border: 1px solid black; height: 40px; margin-bottom: 5px;"></div> <div style="border: 1px solid black; height: 40px;"></div>
2.		ox <input type="checkbox"/>	fox <input type="checkbox"/>	log <input type="checkbox"/>	<div style="border: 1px solid black; height: 40px; margin-bottom: 5px;"></div> <div style="border: 1px solid black; height: 40px;"></div>
3.		log <input type="checkbox"/>	ox <input type="checkbox"/>	rod <input type="checkbox"/>	<div style="border: 1px solid black; height: 40px; margin-bottom: 5px;"></div> <div style="border: 1px solid black; height: 40px;"></div>
4.		fox <input type="checkbox"/>	ox <input type="checkbox"/>	log <input type="checkbox"/>	<div style="border: 1px solid black; height: 40px; margin-bottom: 5px;"></div> <div style="border: 1px solid black; height: 40px;"></div>

C Follow the o sound. Write.



A Write and say.

o

+

t

=

p

+

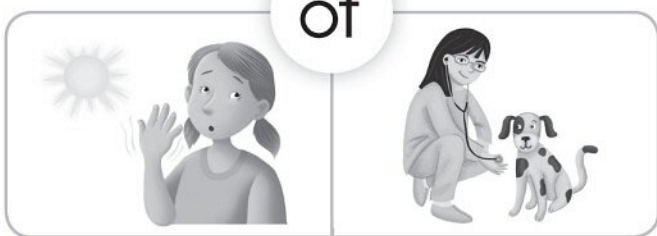
o

t

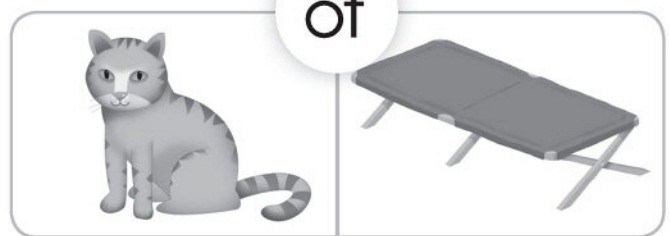
=

**B** Read, say, and check.

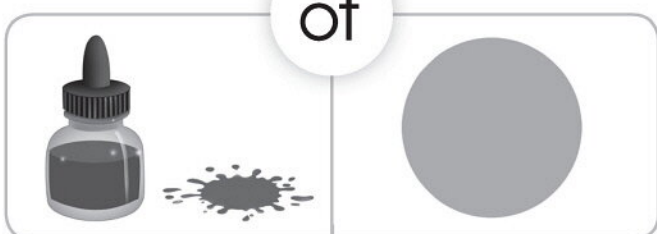
1.


☐
☐

2.


☐
☐

3.


☐
☐


4.


☐
☐
C Do the puzzles.

1.



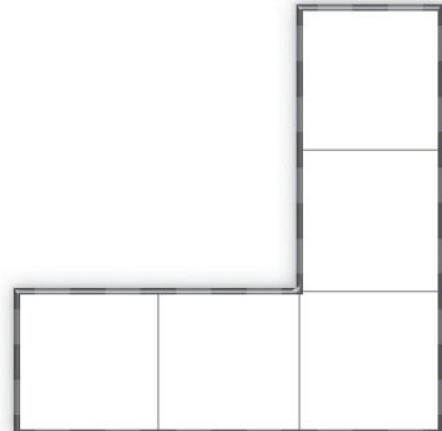
2.



3.



4.



o ot op

A Write and say.

o + p =

t + op =

**B** Say, circle, and write.

1.



ot op

m

2.



op ot

h

3.



op ot

t

4.



ot op

p

C Find and circle the word.

1.



o h o p p o p

2.



m o t t o p o

3.




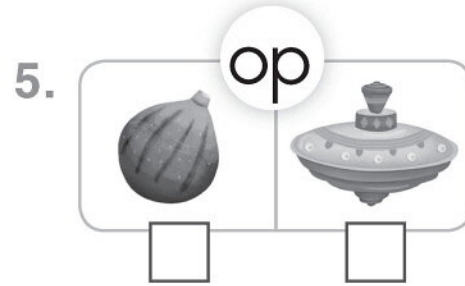
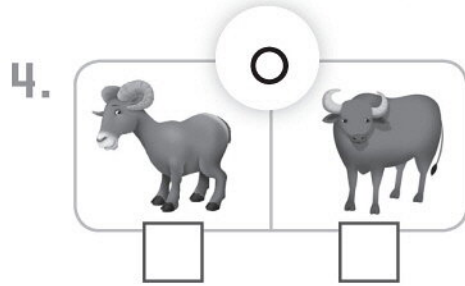
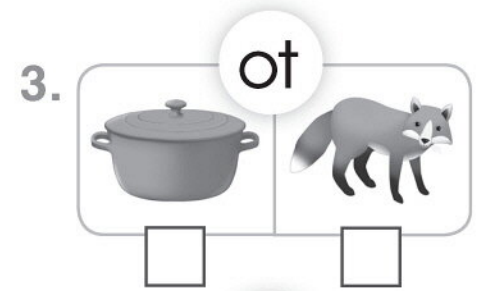
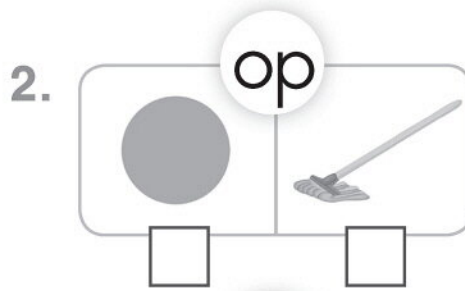
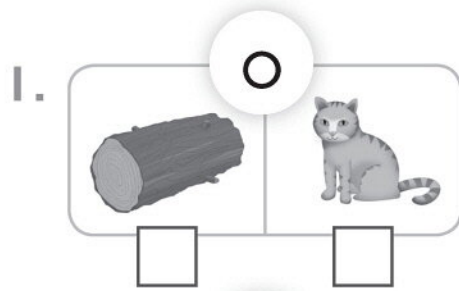
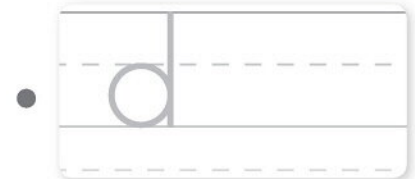
b o p o p o d

4.



o b o p m o p



A Read, say, and check.**B** Say, match, and write.

Review 3

in ig it ix o ot op

A Match the pictures that rhyme.

1.



2.



3.



4.



5.




6.




B Do the puzzles.

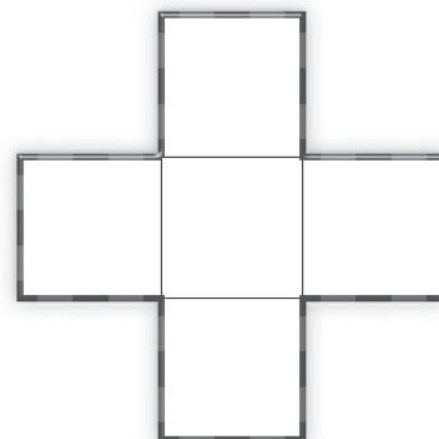
1.



2.




3.




4.



5.



7.



8.



6.




C Say, circle, and write.

1.



op
ot



2.




ox
ix



3.




it
ot



4.




in
ig



5.



ot
op



6.



ig
it




D Say, match, and write.

1.



•

•




2.



•

•



3.



•

•



4.



•

•




5.



•

•



6.




•

•







A Write and say.


u



B Read, check, and write.

1.		sun <input type="checkbox"/>	up <input type="checkbox"/>	jug <input type="checkbox"/>	
2.		hug <input type="checkbox"/>	jug <input type="checkbox"/>	sun <input type="checkbox"/>	
3.		up <input type="checkbox"/>	sun <input type="checkbox"/>	hug <input type="checkbox"/>	
4.		jug <input type="checkbox"/>	hug <input type="checkbox"/>	up <input type="checkbox"/>	

C Follow the u sound. Write.



A Write and say.

u

+

g

=

b

+

u

g

=

**B** Say, circle, and write.

1.



b

r

t

ug

2.



c

j

k

ug

3.



c

p

m

ug

4.



b

d

r

ug

C Find and circle the word.

1.



h u h u g u m

2.



g u m u g b u

3.



l u h r u g u

4.



h u m b u g u



u ug ud up

A Write and say.

u + d =

b + u d =

u + p =

p + u p =



B Say, circle, and write.

1.



2.



3.



4.



ud up


up ud

up ud

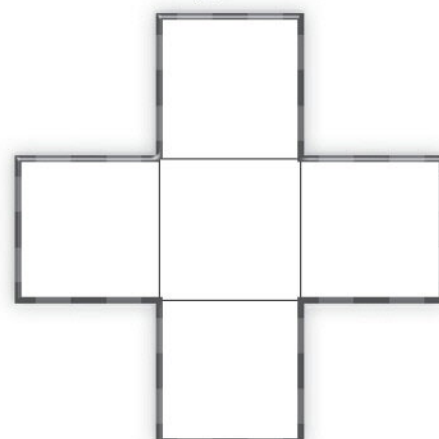
ud up

C Do the puzzles.

1.



3.

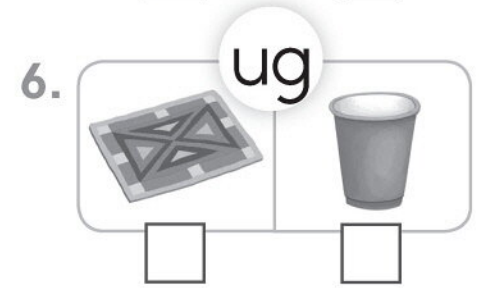
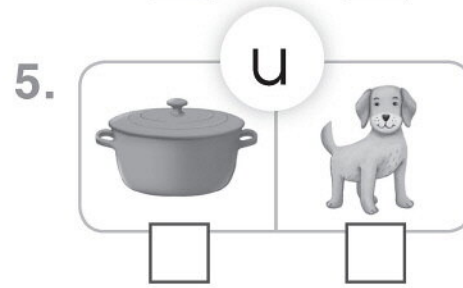
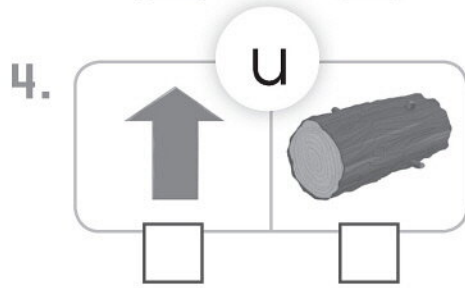
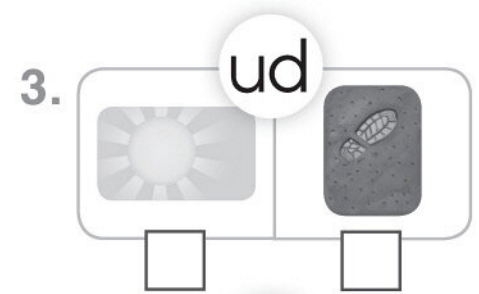
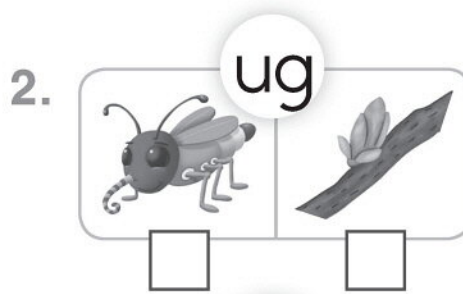
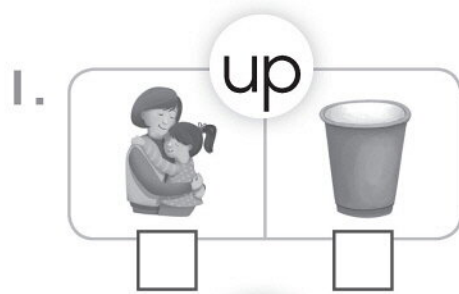


2.



4.



A Read, say, and check.**B** Read, check, and write.

A Write and say.

u + t = n + ut =



B Read, check, and write.

1.



cut

☐

nut

☐

hut

☐

2.



nut

☐

hut

☐

cut

☐

3.



hut

☐


cut

☐

nut

☐

C Follow the ut sound. Write.





A Write and say.

u + b = c + u b =







u + m = g + u m =

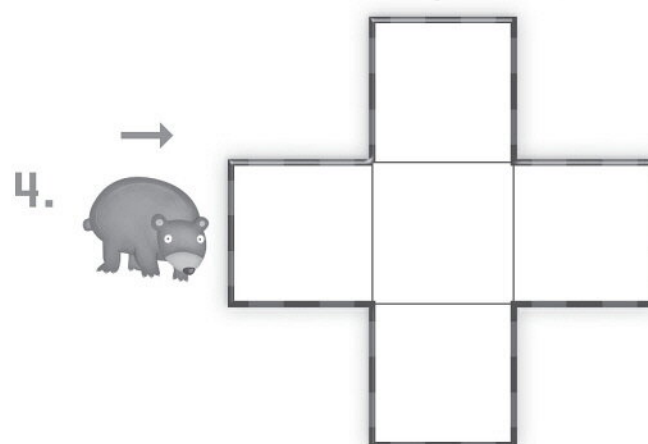
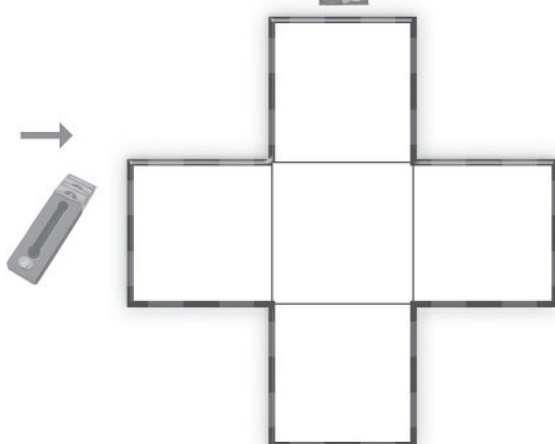
**B** Read, say, and check.

1. ☐  um  ☐

2. ☐  ub  ☐

3. ☐  ub  ☐

4. ☐  um  ☐

C Do the puzzles.

ut ub um un

A Write and say.

u + n =

b + un =



B Read, check, and write

1.



run
☐

fun
☐

bun
☐

2.



run
☐

fun
☐

hut
☐

3.



bun
☐

bug
☐

run
☐

C Say, match, and write.

1.



•

•

2.



•

•

3.







•



•




A Read, say, and check.



1.  **ut** 
☐ ☐

2.  **ub** 
☐ ☐

3.  **um** 
☐ ☐


4.  **un** 
☐ ☐

5.  **un** 
☐ ☐


6.  **ut** 
☐ ☐

B Unscramble and write.


1. 
 n u r

2. 
 t u n

3. 
 m h u

4. 
 n u f

5. 
 t c u

6. 
 b c u



Review 4

u ug ud up ut ub um un

A Match the pictures that rhyme.

1.



2.



3.



4.



5.



6.



B Do the puzzles.


1.




3.



2.



4.




5.



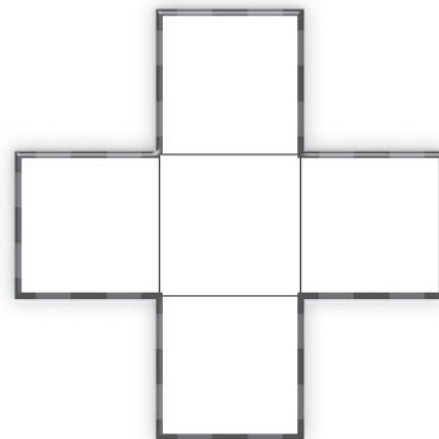
7.



6.



8.



C Say, circle, and write.

1.



ug
up

Handwriting practice box with the letter 'p' on a dashed line.

2.



ub
ud

Handwriting practice box with the letter 'c' on a dashed line.

3.



um
un

Handwriting practice box with the letter 'r' on a dashed line.

4.



ut
ud

Handwriting practice box with the letter 'b' on a dashed line.

5.



um
ug

Handwriting practice box with the letter 'b' on a dashed line.

6.



ut
up

Handwriting practice box with the letter 'h' on a dashed line.

D Read, say, and write.

1. The



Blank handwriting box.

is in the



Blank handwriting box.

2. The



Blank handwriting box.

is on the



Blank handwriting box.

3. He can



Blank handwriting box.

and eat a



Blank handwriting box.

4. I see a



Blank handwriting box.

in the



Blank handwriting box.





a

am

an

ad

ag

ap

at

e

et

en

ed

i

ip

ib

id

in

ig

it

ix

o

ot





op

u

ug

ud

up

ut

ub

um

un

a

b

c

d

e

f

g

h

i

j

k

l





m

n

o

p

q

r

s

t

u

v

w

x

y

z

These cards
belong to:





Oxford Phonics World

Let us guide you through
the world of phonics...



Oxford Phonics World is the first step on your students' journey into English, leading you through **all 44 sounds**.

- **Over 150 Phonics Friends** — an angry apple, a big bear, and others — help children remember English sounds.
- **Action songs, chants, and games** encourage children to discover connections between English sounds and letters.
- **Active class activities** develop children's listening, speaking, reading, writing, and spelling skills and provide opportunities to apply them.
- **Multi-ROMs** include fun animations and interactive games, stories, and songs for practice at home.

5 levels of phonics for use before or alongside your English course

- **Student Book** with **Student Cards** and **Multi-ROM**
- **Workbook**
- **Teacher's Book**
- **Phonics Cards**
- **Phonics Readers**
- **Oxford iTools**
Digital Classroom Resources



Authors **Kaj Schwermer, Julia Chang, and Craig Wright**, and musician **Laurie Thain** are experienced teachers and teacher trainers who specialize in phonics instruction.

OXFORD
UNIVERSITY PRESS

www.oup.com/elt/oxfordphonicsworld

ISBN 978-0-19-459623-7



9 780194 596237