

digi ZABAN

# Oxford Phonics World 3

with 2 interactive  
Multi-ROMs

Long Vowels

Kaj Schwermer  
Julia Chang  
Craig Wright

OXFORD



# Oxford Phonics World 3

## Long Vowels

Kaj Schwermer   Julia Chang   Craig Wright



OXFORD  
UNIVERSITY PRESS



# digi ZABAN

## Long Vowels

### Unit 1

long a

a\_e ame ake ate ave .....4

a\_e..... tape cape cane mane

ame ake..... game cake name lake

ate ave..... gate wave skate cave

Story .....11

### Unit 2

long i

i\_e ime ike ive ine .....12

i\_e..... kite pine ripe fine

ime ike..... lime bike time hike

ive ine..... five nine dive line

Story .....19

### Review 1

Song .....20

Game .....23

### Unit 3

long o

long u

o\_e u\_e u\_e .....24

o\_e..... home bone cone rope

u\_e..... cube mute cute mule

u\_e..... tube June tune rule

Story .....31

### Unit 4

long a

ai ay .....32

ai..... rain nail tail wait

ay..... bay day say pay

ai ay..... sail mail hay May

Story .....39

### Review 2

Song .....40

Game .....43





## Unit 5

long e

ee ea y ey .....44

ee ..... bee feet seed jeep

ea ..... leaf eat sea meat

y ey ..... candy key happy money

Story .....51

## Unit 6

long i

igh ie y .....52

igh ..... light night high right

ie ..... pie tie lie die

y ..... spy sky cry my

Story .....59

## Review 3

Song .....60

Game .....63

## Unit 7

long o

oa ow .....64

oa ..... boat coat soap road

ow ..... bow row yellow pillow

oa ow ..... goat toad elbow window

Story .....71

## Unit 8

long u

ue ui ew oo .....72

ue ..... blue glue clue Tuesday

ui ew ..... fruit suit new dew

oo ..... moon zoo food boot

Story .....79

## Review 4

Song .....80

Game .....83

Picture Dictionary .....84

Student Cards .....89

Certificate .....101



# Unit 1

long a

diggi ZABAN

a\_e ame ake ate ave

A Listen and learn.

disc 1  
03



B Listen, point, and read.

disc 1  
04

1.



tape

2.



cape

3.



cane

4.



mane



**C** Listen, point, and read.

disc 1  
05

1.



t a p



t a p e

2.



c a p



c a p e

3.



c a n



c a n e

4.



m a n



m a n e

**D** Listen, read, and circle.

disc 1  
06

1.

can

cane



2.

cape

cap



3.

mane

man



4.

tap

tape



**E** Listen and chant. Then read.

disc 1  
07



The man has tape and a cane.



Unit 1

5





a\_e ame ake ate ave

A Listen and learn.

disc 1  
08

g a m e


a \_ e




c a k e

a \_ e

B Listen, point, and read.

disc 1  
09

game



cake



name



lake



**C** Listen and number. disc 1  
10



**D** Listen and write. Then match the words that rhyme. disc 1  
11



lake

2.

m



g

4.

c



**E** Listen and chant. Then read. disc 1  
12

name cake game lake





a\_e ame ake ate ave

A Listen and learn.

disc 1  
13

g a t e

a \_ e



w a v e

a \_ e

B Listen, point, and read.

disc 1  
14

1.



gate

2.



wave

3.



skate

4.




cave



**C** Listen and circle the ones that rhyme.


disc 1  
15


1. 


2. 


3. 

**D** What's missing? Draw and write.

1.  wave

2. 

3. 

4. 

**E** Listen and chant. Then read.

disc 1  
16



I see a skate in a cave.





a\_e ame ake ate ave

A Read and write.

gate game

cane cave

wave name

cake mane

lake skate



gate



Now try these!

same

bake

late

lane

Were you right?


disc 1  
17



**B** Look and listen. Read along. disc 1  
18

## Kate's Skates

It is winter. Kate and her dad skate on a lake.



New words: winter Kate  
Sight words: her old new look



# Unit 2

long i

digi ZABAN

i\_e ime ike ive ine

A Listen and learn.

disc 1  
19



B Listen, point, and read.

disc 1  
20


1.



2.



3.



4.





**C** Listen, point, and read.

disc 1  
21

1.



k i t



k i t e

2.



p i n



p i n e

3.




r i p



r i p e

4.



f i n



f i n e

**D** Look and say. Then circle and write.

1.




k i t e

2.



p i n

3.



f i n

4.



r i p

**E** Listen and chant. Then read.

disc 1  
22



My kite is fine in the pine.



Unit 2

13





i\_e ime ike ive ine

A Listen and learn.

disc 1  
23

l i m e

i \_ e



b i k e

i \_ e

B Listen, point, and read.

disc 1  
24

1.



lime

2.



bike

3.



time

4.



hike



**C** Listen and number. Then match.

disc 1  
25

☐ bike •



• time ☐

☐ lime •



hike ☐

**D** Listen and write.

disc 1  
26

1. I like my

bike




2. What

is it?



3. It is a ripe



4. I like to



**E** Listen and chant. Then read.

disc 1  
27

bike time hike lime



long i

i\_e

ime

bike

ive

ine

Unit 2

15



i\_e ime ike ive ine

A Listen and learn.

disc 1  
28

f i v e

i \_ e



n i n e

i \_ e

B Listen, point, and read.

disc 1  
29

1.



five

2.



nine

3.



dive

4.



line



## C Listen and write.

disc 1  
30

1.

9

nine

nine

2.



d

3.



l

4.

5

f

## D Read and number.

1. A five on a nine.
2. Nine kites in a pine.
3. Five bikes in a line.
4. A nine on a five.

5  
9

|

9  
5

## E Listen and chant. Then read.

disc 1  
31

The five nines dive in a line.



ime

ike

ive

ine

long o

o\_e

Unit 2

17



i\_e ime ike ive ine

A Listen and write.

disc 1  
32

ike



ime



ine



ive

1  
ime

2

3

4

5

6

7

8

Now try these!

Listen, unscramble, and write.

disc 1  
33

1. m e i d

dime

2. v i h e

3. k i l e

4. n v i e

Were you right?





**B** Look and listen. Read along. disc 1  
34

## Wake Up, Mike!

My name is Mike. I ride my bike at nine o'clock.



I hike up to the pines at ten o'clock.



I dive in the lake and swim in waves at five o'clock.



It is time to wake up, Mike!



**New words:** Mike o'clock ride swim wake up



long o

o\_e



# Review 1

long a

long i

a\_e

i\_e

## Song

A Look and listen. Sing along.

disc 1  
35

Look, look! See the friends skate.  
He has a jacket. She has a cape.  
In the winter, they like to skate.  
They can skate on the lake.

Look, look! See the friends hike.  
She has a dog. He has a kite.  
In the winter, they wake up at nine.  
Then the friends hike to the pine.

a\_e

ame

ake

ate

ave

long i

i\_e



**B** Listen, circle, and write.

disc 1  
36

1.



v

5



2.



k



3.



n



4.



m



**C** Read and check. Then ask your partner and check.

|                           | You                          |                             | Your partner                 |                             |
|---------------------------|------------------------------|-----------------------------|------------------------------|-----------------------------|
| 1. Do you like your bike? | <input type="checkbox"/> Yes | <input type="checkbox"/> No | <input type="checkbox"/> Yes | <input type="checkbox"/> No |
| 2. Is it time for bed?    | <input type="checkbox"/> Yes | <input type="checkbox"/> No | <input type="checkbox"/> Yes | <input type="checkbox"/> No |
| 3. Can you bake a cake?   | <input type="checkbox"/> Yes | <input type="checkbox"/> No | <input type="checkbox"/> Yes | <input type="checkbox"/> No |
| 4. Do you have a kite?    | <input type="checkbox"/> Yes | <input type="checkbox"/> No | <input type="checkbox"/> Yes | <input type="checkbox"/> No |



long a

long i

digizABAN

a\_e

i\_e

D Write.



a\_e

Handwriting practice lines for the word 'a\_e'.

Handwriting practice lines for the word 'a\_e'.

Handwriting practice lines for the word 'a\_e'.

Handwriting practice lines for the word 'a\_e'.

Handwriting practice lines for the word 'a\_e'.

Handwriting practice lines for the word 'a\_e'.

i\_e

Handwriting practice lines for the word 'i\_e'.

Handwriting practice lines for the word 'i\_e'.

Handwriting practice lines for the word 'i\_e'.

Handwriting practice lines for the word 'i\_e'.

Handwriting practice lines for the word 'i\_e'.

Handwriting practice lines for the word 'i\_e'.





E Play the game.

Start

lake

tape

fine

End

five



# Unit 3

long o

long u

digizABAN

o\_e

u\_e u\_e

A Listen and learn.

disc 1  
37




h o m e

o \_ e

B Listen, point, and read.

disc 1  
38

1.



home

2.




bone

3.



cone

4.



rope



**C** Write and read. Then draw.

1.

o e c n

cone

2.

o e b n

bone

3.

o e h m

home

4.

o e r p

rope

**D** Listen and write. disc 1 39

1.

h o b m

2.

r o c p

3.

r o h m

4.

c o h m

**E** Listen and chant. Then read. disc 1 40



I hop over the rope at home.





o \_ e

u \_ e u \_ e


## A Listen and learn.

disc 1  
41

## B Listen, point, and read.

disc 1  
42

1.



cube

2.



mute

3.



cute

4.



mule



**C** Write and read. Then draw.

1.

u e

m l

2.

u e

c b

3.

u e

m t

4.

u e

c t

**D** Listen and write. Then match the words that rhyme.

disc 1  
43

1.

2.

3.

4.

**E** Listen and chant. Then read.

disc 1  
44

cute mule mute cube





o \_ e

u \_ e

u \_ e

## A Listen and learn.

disc 1  
45

## B Listen, point, and read.

disc 1  
46

1.



tube

2.



June

3.



tune

4.



rule





**C** Listen and connect. disc 1 47



**D** Read and write.

cube tube rule cute  
mule June mute tune



**E** Listen and chant. Then read. disc 1 48



Hum a tune on a tube in June.





o\_e

u\_e

u\_e

## A Read and write.

cone tune rule bone mule cube  
tube home mute rope June cute

1



o\_e

2



u\_e

3



u\_e

Now try these!

hope dome

note joke vote

Were you right?

disc 1  
49



**B** Look and listen. Read along. disc 1  
**50**

## Luke and the Bone



It's June. Luke and his cute mule walk on the sand.



Luke sees a bone in the sand.  
It is a big bone.  
He has a mule and a rope.



Luke and his mule pull the bone with the rope.



Luke is at home. He puts the big bone on the cube. Luke and his mule are happy.

**New words:** Luke sand happy  
**Sight words:** his walk sees pull

long u



u\_e



u\_e

long a



ai



ay



# Unit 4

long a

diggi ZABAN

ai ay

A Listen and learn.


disc 1  
51



B Listen, point, and read.

disc 1  
52

1.




rain

2.



nail

3.



tail

4.



wait



**C** Listen and circle. Then write.


disc 1  
53

1.




Blank writing lines for the first exercise.

2.



Blank writing lines for the second exercise.

3.



Blank writing lines for the third exercise.

**D** Write and read.

1.



w t

wait

2.



n l

Blank writing lines for exercise 2.

3.



n r

Blank writing lines for exercise 3.

4.



l t

Blank writing lines for exercise 4.

**E** Listen and chant. Then read.

disc 1  
54

rain tail wait nail





ai ay

## A Listen and learn.

disc 1  
55

b a y

a y

## B Listen, point, and read.

disc 1  
56

1.



bay

2.



day

3.



say

4.



pay



**C** Listen and write. Then match.

disc 1  
57

Thank you.

1.

ay

2.

ay

3.

ay

4.

ay



**D** Listen and write.

disc 1  
58

1.

I can my name.

2.

It is a hot .

3.

I the man on the bus.

4.

I can see a wave in the .



**E** Listen and chant. Then read.

disc 1  
59

I pay for a day at the bay.





ai ay

A Read and say. Then listen and repeat.

disc 1  
60

Can you say these words?



1.




sail

2.



mail

3.



hay


4.



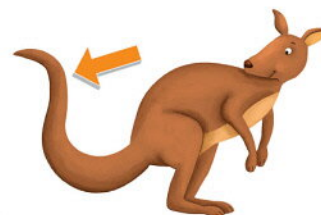
May

B Say and circle the ones that rhyme.

1.



2.





**C** Listen and number. disc 1  
61

tail

say

mail

hay

bay

sail

May

rain

**D** Look and say. Then circle and write.

1.



ai

ay

2.



ay

ai

3.



ay

ai

4.



ai

ay

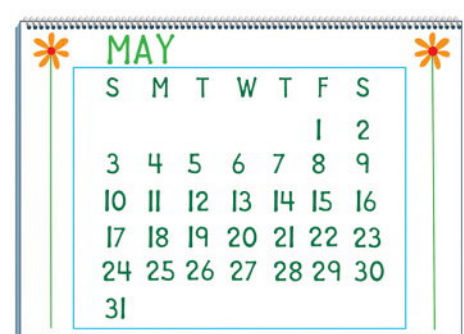
5.



ai

ay

6.



ay

ai

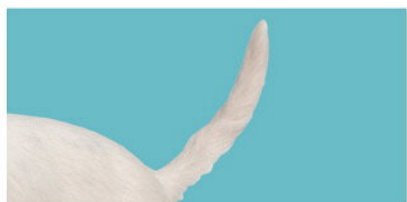


ai ay

A Listen and write.

disc 1  
62

a\_e



ai



ay

1

2

3

4

5

6

Now try these!

Listen, unscramble, and write.

disc 1  
63

1. a y w

2. i n p a

Were you right?

3. t l e a

4. m n i a

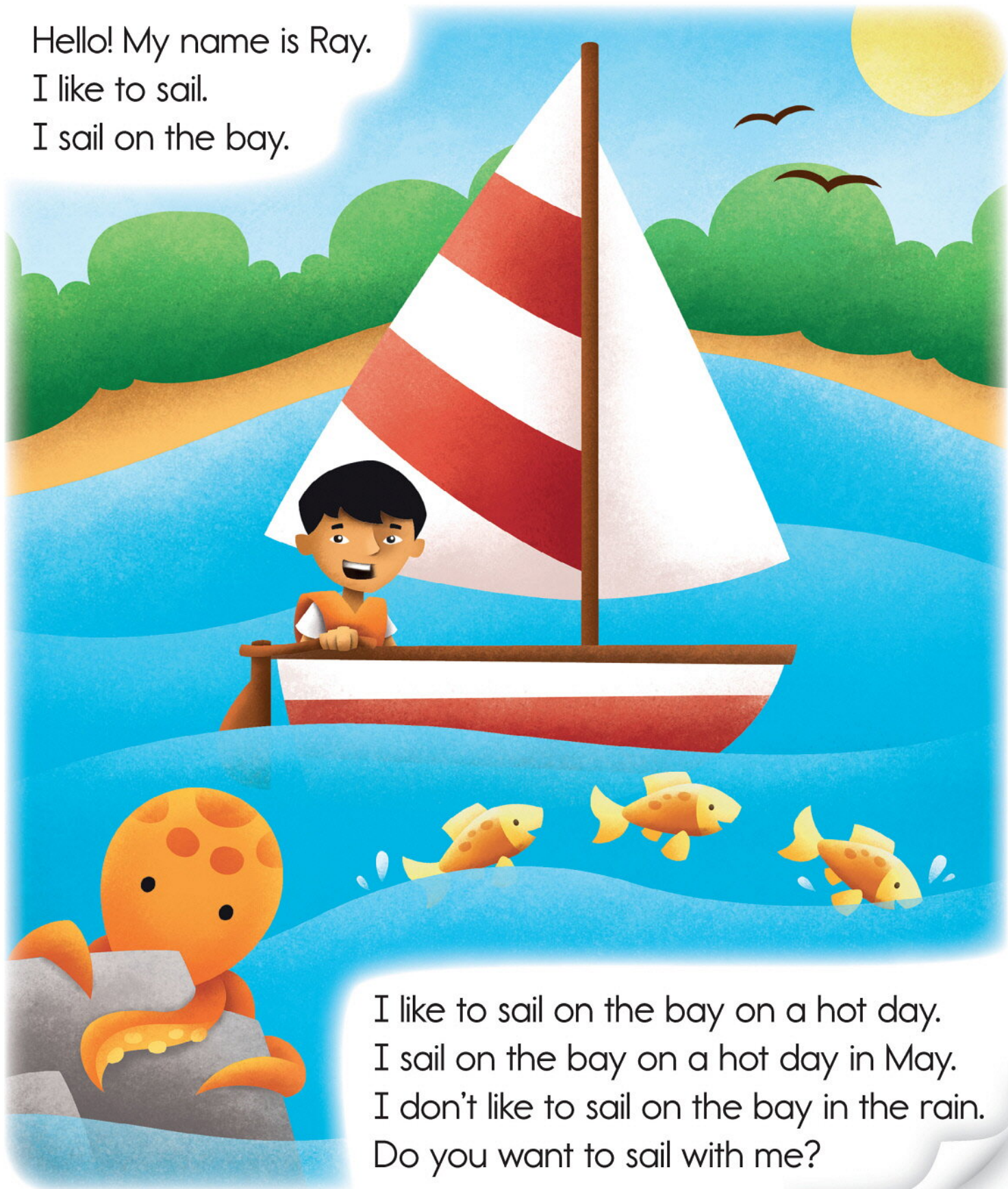




**B** Look and listen. Read along. disc 1  
64

## Sail on the Bay

Hello! My name is Ray.  
I like to sail.  
I sail on the bay.



I like to sail on the bay on a hot day.  
I sail on the bay on a hot day in May.  
I don't like to sail on the bay in the rain.  
Do you want to sail with me?

**New words:** hello Ray **Sight words:** me

long a

ai

ay

long e

ee

ea

Unit 4

39

y



# Review 2

long o

long u

long a

o\_e

u\_e

u\_e

ai ay

## Song

A Look and listen. Sing along.

disc 1  
65

I see Duke, I see Kay.  
They sail in May.  
They sail in the bay,  
In the sun and the rain.  
They sail in May.

I see Kay, I see Duke.  
They walk in June.  
They walk the mule at 5 o'clock,  
Pull on the rope, hum a tune.  
They walk in June.

JUNE





**B** Is the vowel sound long or short? Listen and draw.

disc 1  
66



**C** Listen and number.

disc 1  
67

o\_e




u\_e




ai




ay




long a



ai



ay

long e



ee



ea



y



ey

Review 2

41



o\_e u\_e u\_e ai ay

**D** Listen and circle. Then write.disc 1  
68

1.




r p

2.




b

3.



r n

4.



c t

5.



p

6.



h m

7.



m l

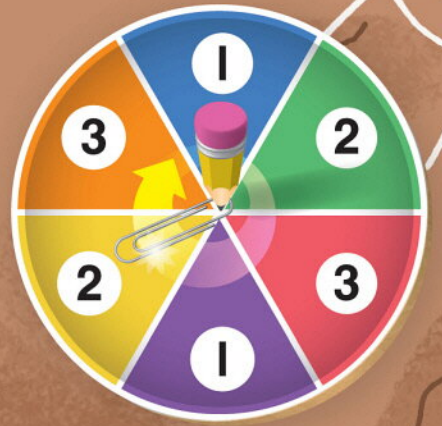
8.



w t



E Play the game.



day

bone

End

sail

rain

say

rope

tune

tail

rule

mule

cute

mute

hay

mail

pay

bay

wait

cube

Start

JUNE

nail

cone

tube



# Unit 5


long e

diggi ZABAN

ee ea y ey

A Listen and learn.

disc 2  
02



B Listen, point, and read.

disc 2  
03

1.



bee

2.



feet

3.



seed

4.



jeep

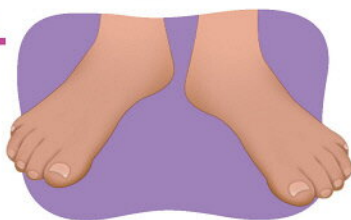


**C** Listen and write. disc 2 04

1.



2.



3.



4.



s


f

b


j

**D** What's missing? Draw and write.

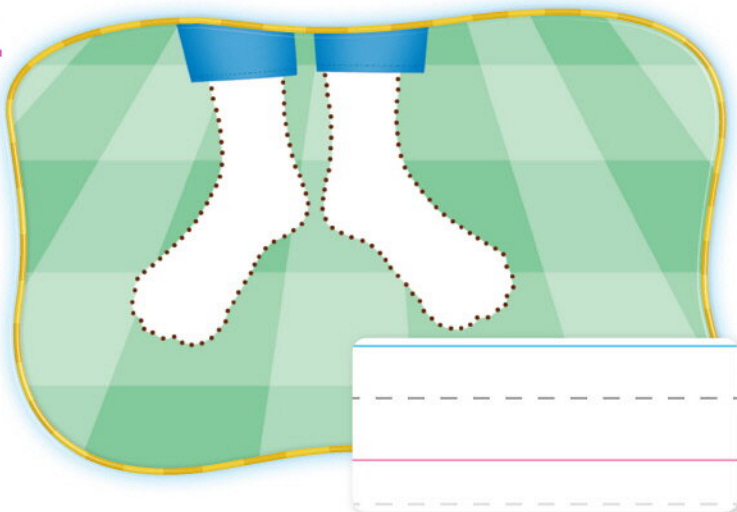
1.




2.



3.



4.



**E** Listen and chant. Then read. disc 2 05



A seed! A jeep! A bee with feet!





ee ea y ey

A Listen and learn.

disc 2  
06

B Listen, point, and read.


disc 2  
07

1.




leaf

2.



eat

3.



sea





4.



meat



**C** Listen and circle. Then write. disc 2 08

|   |   |   |   |
|---|---|---|---|
| <p>1.</p>  <div style="border: 1px solid black; height: 60px; width: 100%; margin-top: 10px;"></div> | <p>2.</p>  <div style="border: 1px solid black; height: 60px; width: 100%; margin-top: 10px;"></div> | <p>3.</p>  <div style="border: 1px solid black; height: 60px; width: 100%; margin-top: 10px;"></div> | <p>4.</p>  <div style="border: 1px solid black; height: 60px; width: 100%; margin-top: 10px;"></div> |
|---|---|---|---|

**D** Listen and write. disc 2 09

1. I like to  cake.



2. It is a red .



3. I dive in the .



4. The  is in a pan.



**E** Listen and chant. Then read. disc 2 10

sea leaf eat meat





ee ea y ey

## A Listen and learn.

disc 2  
11

## B Listen, point, and read.

disc 2  
12

1.



candy

2.



key

3.



happy

4.



money



**C** Listen and number. Then match.

disc 2  
13

☐ happy



• money ☐

☐ key



• candy ☐

**D** Look and say. Then circle and write.

1.



y  
ey

k

2.



y  
ey

o

3.



y  
ey

pp

4.



y  
ey

nd

**E** Listen and chant. Then read.

disc 2  
14



I have a key, candy, and money.



long e



ee



ea



y



ey



long i



igh



ie



Unit 5

49



ee ea y ey


A Read and write.

candy leaf jeep key  
sea money bee happy

ee



ea



y



ey

Blank writing lines for the word 'ee'.

Blank writing lines for the word 'ea'.

Blank writing lines for the word 'y'.

Blank writing lines for the word 'ey'.

Blank writing lines for the word 'see'.

Blank writing lines for the word 'puppy'.

Blank writing lines for the word 'lead'.

Blank writing lines for the word 'honey'.

Now try these!

see puppy

lead honey pea

Were you right?

disc 2  
15



**B** Look and listen. Read along. disc 2  
16

## Bees in the Sea

Two bees play in the sea.



Sight words: play see





# Unit 6

igh ie y

long i

digi ZABAN

A Listen and learn.

disc 2  
17



B Listen, point, and read.


disc 2  
18

1.



light

2.



night

3.



high

4.



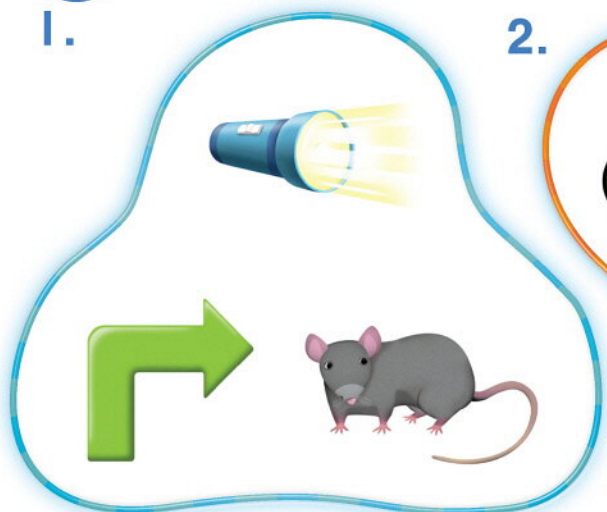
right




**C** Listen and circle the ones that rhyme.

disc 2  
19

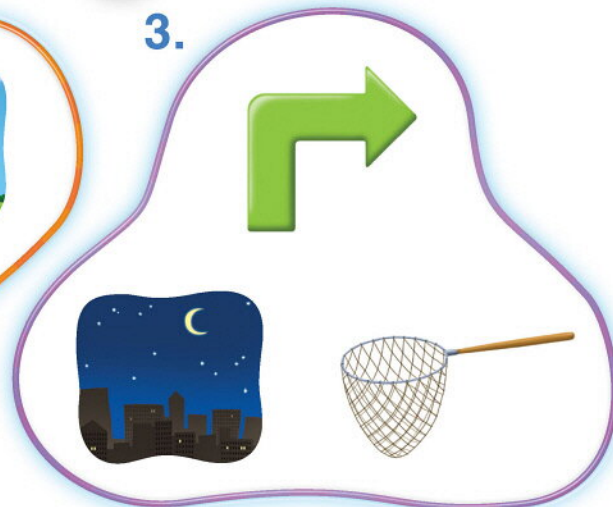
1.



2.




3.



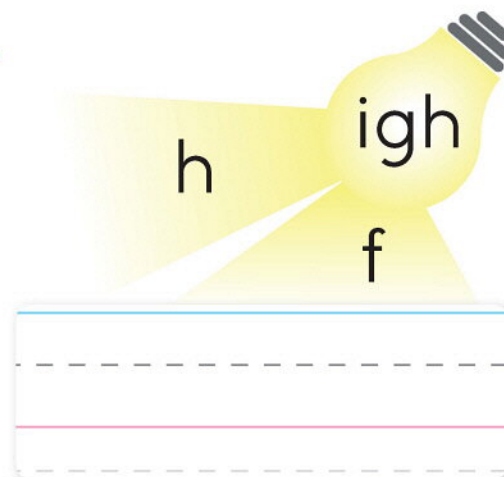
**D** Listen, write, and read.

disc 2  
20


1.




2.



3.



4.



**E** Listen and chant. Then read.

disc 2  
21



The light is on the right at night.





igh ie y

A Listen and learn.

disc 2  
22

B Listen, point, and read.

disc 2  
23

1.



pie

2.




tie

3.



lie

4.



die



**C** Listen and connect. Then write.

disc 24

1.

p

t

l

d

ie

2.

d

f

t

g

ie

3.

v

p

t

b

ie

4.

r

d

t

k

ie

lie




**D** Which is on the right? Read and number.

1. The die is on the right.

2. The pie is on the right.

3. The tie is on the right.

4. I lie on the right.



**E** Listen and chant. Then read.

disc 25


pie tie lie die





igh ie y

## A Listen and learn.

disc 2  
26

## B Listen, point, and read.


disc 2  
27

1.



spy

2.



sky

3.



cry


4.



my





**C** Listen and number. disc 2  
28





**D** Look and say. Then circle and write.


1.




2.



3.



4.



**E** Listen and chant. Then read. disc 2  
29



A spy can cry. Can the sky cry?



long i

igh

ie

y

long o

oa

ow




igh ie y

A Listen and write.

disc 2  
30

ie



y



igh

1

2

3

4

5

6

Now try these!

Listen, unscramble, and write.

disc 2  
31

1. y b

2. y t r

3. g h s i

4. i m t g h

Were you  
right?



B Look and listen. Read along. disc 2  
32

## The Cub in the Night



**New words:** bake **Sight words:** let's our where him find



# Review 3

ee ea y ey igh ie y



A Look and listen. Sing along.



Song

This is my jeep,  
And I have the key.  
The sun is high.  
Let's go to the sea!



We can swim. We can dive.  
Play in the sand.  
We can eat apple pie,  
Some candy, and . . .  
be happy!



ee



ea



y



ey



igh



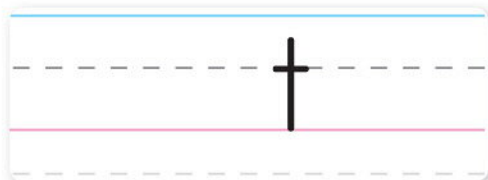
igh



**B** Listen, circle, and write.

disc 2  
34


1.



2.



3.



4.



**C** Read and check. Then ask your partner and check.

1. Is it night?

☐ Yes ☐ No

☐ Yes ☐ No

2. Are you fine?

☐ Yes ☐ No

☐ Yes ☐ No

3. Can you see a bee?


☐ Yes ☐ No

☐ Yes ☐ No

4. Do you like pie?

☐ Yes ☐ No

☐ Yes ☐ No




Review 3 61





ee ea y ey igh ie y

**D** Write.

ee

---



---



---

ea

---



---



---

ey

---



---



---

igh

---



---



---

ie

---



---



---

y

---



---



---



ee



ea



y



ey



igh



E Play the I Spy game.

bee candy jeep key leaf



light die spy pie lie



# Unit 7


long o

digi ZABAN

oa ow

A Listen and learn.

disc 2  
35



B Listen, point, and read.

disc 2  
36

1.



boat

2.



coat

3.



soap

4.



road



ee



ea



y



ey



long i















igh



ie



**C** Write and match.

|  |  |  |  |
|--|--|--|--|
| 1.  | 2.  | 3.  | 4.  |
|     |     |     |     |
|    |    |    |    |

**D** Listen and write. Then work out the answer.

disc 2  
37

- I have a new red    .
- I use     in the tub.
- I ride my bike on the    .
- I see a big     in the bay.

I like my     !

**E** Listen and chant. Then read.

disc 2  
38




My soap and coat are on the boat.





oa ow

## A Listen and learn.

disc 2  
39

b o w

o w

## B Listen, point, and read.

disc 2  
40

1.




bow

2.



row

3.



yellow

4.



pillow



**C** Listen and circle. disc 2 41

1. row  
boat bow  
road
2. yellow  
coat soap  
bow
3. pillow  
road coat  
yellow
4. boat  
row soap  
yellow

**D** Listen and write. disc 2 42

1. I see a  .



2. I have a  on my .



3. The  is .



4. I can  a .



**E** Listen and chant. Then read. disc 2 43

pillow row yellow bow





oa ow


A Read and say. Then listen and repeat.

disc 2  
44

Can you say these words?



1.



goat

2.



toad

3.



elbow

4.



window

B Say and circle the ones that rhyme.

1.



2.





**C** Listen and number. disc 2  
45

toad

row

elbow

goat

pillow


soap

road

window

**D** Look and say. Then circle and write.

1.



oa

ow

2.



oa

ow

3.



oa

ow

4.



oa

ow

5.



oa

ow

6.



oa

ow



oa ow

A Read and write.

goat bow soap row elbow  
boat road window

1



oa

2



ow

Handwriting practice lines for the word 'oa'.

Handwriting practice lines for the word 'oa'.

Handwriting practice lines for the word 'oa'.

Handwriting practice lines for the word 'oa'.

Handwriting practice lines for the word 'ow'.

Handwriting practice lines for the word 'ow'.

Handwriting practice lines for the word 'ow'.

Handwriting practice lines for the word 'ow'.

Now try these!

mow soak borrow

load toast low


Were you right?

disc 2  
46



**B** Look and listen. Read along. disc 2  
47

## Ben and the Boat



Ben is in the tub at home. He has a goat and a toad in the tub.



Ben, the goat, and the toad are in the soap.  
Ben thinks the tub is a boat.



He rows in the soap.  
Mom is glad she has her yellow coat!

**New words:** Mom glad **Sight words:** thinks



# Unit 8

long u

diggi ZABAN

ue ui ew oo

A Listen and learn.


disc 2  
48



B Listen, point, and read.

disc 2  
49

1.



blue

2.



glue

3.



clue

4.



Tuesday



**C** Listen and write. Then match. disc 2 50

1.

ue

2.

ue

3.

ue

4.

ue



**D** Read and check.

1.



My coat is glue. ☐

My coat is blue. ☐

2.



The clue is in the bag. ☐

The glue is in the bag. ☐

3.



I see a blue cube. ☐

I see a blue clue. ☐

4.



It is Tuesday. ☐

It is May. ☐

**E** Listen and chant. Then read. disc 2 51



The clue is blue glue  
on Tuesday.





ue ui ew oo


## A Listen and learn.

disc 2  
52

## B Listen, point, and read.

disc 2  
53

1.



fruit

2.



suit

3.



new

4.




dew



**C** Listen and circle the ones that rhyme.

disc 2  
54

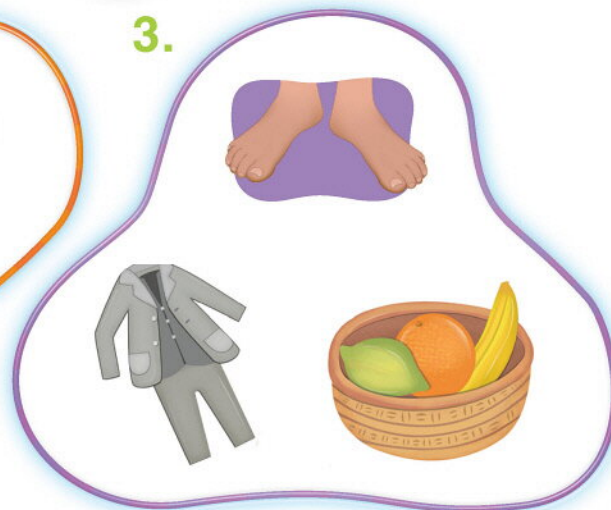
1.



2.



3.



**D** Read and write. Then listen to check your answers.

disc 2  
55

1. The new

is

blue  
suit

2. I see

on the

dew  
fruit

3. The

is

new  
glue


4. I eat

on

Tuesday  
fruit

**E** Listen and chant. Then read.

disc 2  
56



I eat fruit in my new suit.



long u

ue

ui

ew

oo



ue ui ew oo


## A Listen and learn.

disc 2  
57

## B Listen, point, and read.

disc 2  
58

1.



moon

2.



zoo

3.



food

4.



boot



**C** Listen and connect. disc 2 59

1.

2.

3.

4.

**D** Listen and write. disc 2 60



There is

in the

2.



There is a

on the

**E** Listen and chant. Then read.

disc 2 61


moon zoo food boot





ue ui ew oo

A Listen and write.

disc 2  
62

ue



ui



ew



oo



1

---



---



---

2

---



---



---

3

---



---



---

4

---



---



---

5

---



---



---

6

---



---



---

Now try these!

Listen, unscramble, and write.

disc 2  
63

1. o l o c

---



---



---

2. e t u r

---



---



---

3. e t s w

---



---



---

4. o p l o

---



---



---

Were you right?





**B** Look and listen. Read along. disc 2  
64

### Clues at the Zoo




It is Tuesday. I am at the zoo. I am looking for clues.



I see a boy in blue boots. He has fruit. Oh no! The fruit is gone.



I see a woman in a new suit. She has fruit, too. Oh no! The fruit is gone.



I see an elephant with lots of food!

**New words:** gone woman lots of **Sight words:** boy Oh no!



# Review 4

long o

long u

oa ow ue ui ew oo

A Look and listen. Sing along.

disc 2  
65

Song



I row, row, row in my yellow boat,  
Up, up, up to the moon.

I row in the night, up to the light,  
Up to the moon on Tuesday.

And in my boat, I have lots of fruit,  
A toad, a pillow, and my new blue boots.

I row, row, row in my yellow boat,  
Up to the moon on Tuesday.



**B** Listen and number. Then match. disc 2 66

☐ glue •



• ☐ road

☐ boat •



• ☐ yellow

☐ fruit •



• ☐ moon

☐ food •



• ☐ blue

**C** Listen and circle. Then write. disc 2 67

1.

oo      oa

☐ c

2.

oo      ow

☐ t

3.

ow      ew

☐ b

4.

ow      ew

☐ n

5.

oa      oo

☐ p

6.

ui      ow

☐ t





oa ow ue ui ew oo

disc 2  
68**D** Circle the ones with the same sound. Then write.

1.



2.



3.

**E** Read and check. Then ask your partner and check.

1. Is a goat blue?

☐ Yes☐ No☐ Yes☐ No

2. Can you row a boat?

☐ Yes☐ No☐ Yes☐ No

3. Do you have a new coat?

☐ Yes☐ No☐ Yes☐ No

4. Is it Tuesday?

☐ Yes☐ No☐ Yes☐ No



**F** Play the guessing game.

You



toad



new



coat



boot



yellow



fruit



clue



window



moon



zoo



elbow



bow



suit



boat



blue



goat

Your Partner



toad



new



coat



boot



yellow



fruit



clue



window



moon




zoo



elbow



bow



suit



boat



blue



goat



# Picture Dictionary

Bb



Handwriting practice lines for the word 'Beach'.



Handwriting practice lines for the word 'Balloons'.



Handwriting practice lines for the word 'Bee'.



Handwriting practice lines for the word 'Stick'.



Handwriting practice lines for the word 'Bicycle'.



Handwriting practice lines for the word 'Superhero'.



Handwriting practice lines for the word 'Blue'.



Handwriting practice lines for the word 'Cave'.



Handwriting practice lines for the word 'Boat'.



Handwriting practice lines for the word 'Fingerprint'.



Handwriting practice lines for the word 'Bone'.



Handwriting practice lines for the word 'Jacket'.



Handwriting practice lines for the word 'Boot'.



Handwriting practice lines for the word 'Ice cream'.



Handwriting practice lines for the word 'Bow'.



Handwriting practice lines for the word 'Girl'.

Cc



Handwriting practice lines for the word 'Cake'.



Handwriting practice lines for the word 'Stack'.





Handwriting practice lines for the letter 'Dd'.



Handwriting practice lines for the letter 'Dd'.

Dd



Handwriting practice lines for the letter 'Dd'.



Handwriting practice lines for the letter 'Dd'.



Handwriting practice lines for the letter 'Dd'.

Gg



Handwriting practice lines for the letter 'Gg'.



Handwriting practice lines for the letter 'Gg'.



Handwriting practice lines for the letter 'Gg'.



Handwriting practice lines for the letter 'Gg'.



Handwriting practice lines for the letter 'Gg'.

Ee



Handwriting practice lines for the letter 'Ee'.



Handwriting practice lines for the letter 'Ee'.



Handwriting practice lines for the letter 'Ee'.

Hh



Handwriting practice lines for the letter 'Hh'.

Ff



Handwriting practice lines for the letter 'Ff'.



Handwriting practice lines for the letter 'Ff'.



Handwriting practice lines for the letter 'Ff'.



Handwriting practice lines for the letter 'Ff'.



Handwriting practice lines for the number 5.



Handwriting practice lines for the number 5.





Handwriting practice lines for the word 'House'.



Handwriting practice lines for the word 'Children'.

Jj



Handwriting practice lines for the word 'Jeep'.

Mm



Handwriting practice lines for the word 'Mail'.



Handwriting practice lines for the word 'Month'.



Handwriting practice lines for the word 'Horse'.

Kk



Handwriting practice lines for the word 'Key'.



Handwriting practice lines for the word 'May'.



Handwriting practice lines for the word 'Kite'.



Handwriting practice lines for the word 'Food'.

Ll



Handwriting practice lines for the word 'Lake'.



Handwriting practice lines for the word 'Money'.



Handwriting practice lines for the word 'Leaf'.



Handwriting practice lines for the word 'Moon'.



Handwriting practice lines for the word 'Lying'.



Handwriting practice lines for the word 'Donkey'.



Handwriting practice lines for the word 'Flashlight'.



Handwriting practice lines for the word 'Button'.



Handwriting practice lines for the word 'Lime'.



Handwriting practice lines for the word 'Boy'.



Nn



Handwriting practice lines for the letter Nn.



Handwriting practice lines for the letter Nn.



Handwriting practice lines for the letter Nn.



Handwriting practice lines for the letter Nn.



Handwriting practice lines for the letter Nn.



Handwriting practice lines for the letter Nn.



Handwriting practice lines for the letter Nn.



Handwriting practice lines for the letter Nn.



Handwriting practice lines for the letter Nn.



Handwriting practice lines for the letter Nn.

Pp



Handwriting practice lines for the letter Pp.



Handwriting practice lines for the letter Pp.



Handwriting practice lines for the letter Pp.

Ss



Handwriting practice lines for the letter Ss.



Handwriting practice lines for the letter Ss.



Handwriting practice lines for the letter Ss.




Handwriting practice lines for the letter Ss.



Handwriting practice lines for the letter Ss.

Rr



Handwriting practice lines for the letter Rr.



Handwriting practice lines for the letter Rr.





Handwriting practice lines for the word 'Ice'.



Handwriting practice lines for the word 'Frog'.



Handwriting practice lines for the word 'Sky'.



Handwriting practice lines for the word 'Paint'.



Handwriting practice lines for the word 'Soap'.



Handwriting practice lines for the word 'Tuesday'.



Handwriting practice lines for the word 'Newspaper'.



Handwriting practice lines for the word 'Radio'.



Handwriting practice lines for the word 'Suit'.

Ww



Handwriting practice lines for the word 'Bus'.

Tt



Handwriting practice lines for the word 'Kangaroo'.



Handwriting practice lines for the word 'Wave'.



Handwriting practice lines for the word 'Tape'.



Handwriting practice lines for the word 'Window'.

Yy



Handwriting practice lines for the word 'Tie'.



Handwriting practice lines for the word 'Sponge'.

Zz





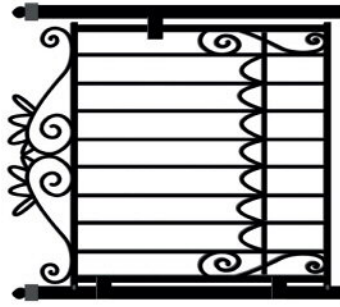
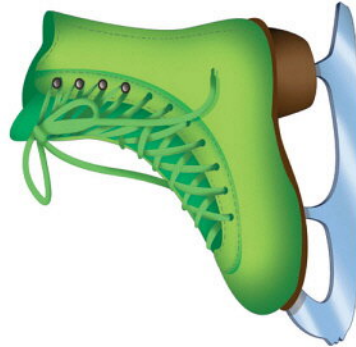


Handwriting practice lines for the word 'Clock'.



Handwriting practice lines for the word 'Zoo'.



Student Cards





1  
**tape**

2  
**cape**

3  
**cane**

4  
**mane**

5  
**game**

6  
**cake**

7  
**name**

8  
**lake**

**gate**

10  
**wave**

11  
**skate**

12  
**cave**

13  
**kite**

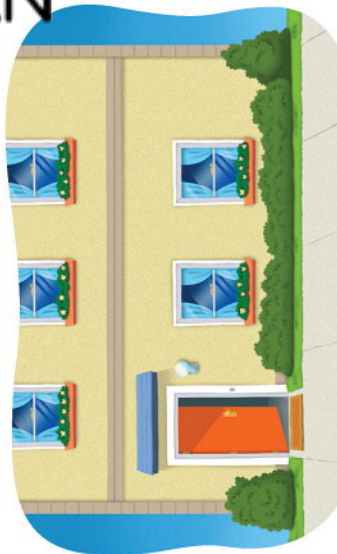
14  
**pine**

15  
**ripe**

16  
**fine**









lime

17

bike

18

time

19

hike

20

five

21

nine

22

dive

23

line

24

home

25

bone

26

cone

27

rope

28

cube

29

mute

30

cute

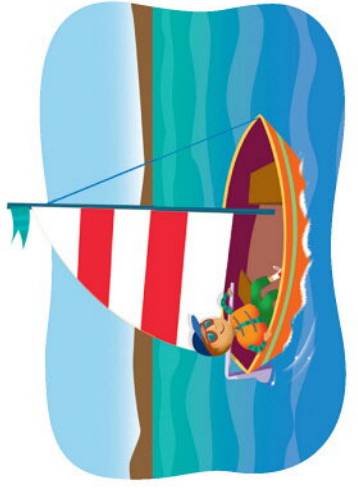

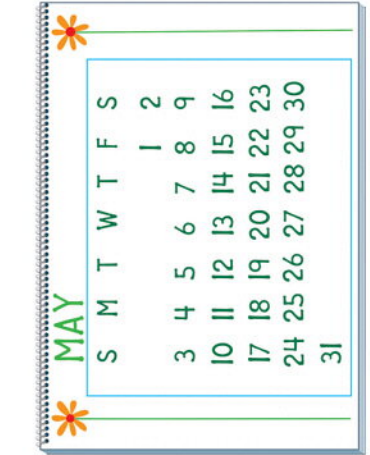

31

mule

32











33  
**tube**

34  
**June**

35  
**tune**

36  
**rule**

37  
**rain**

38  
**nail**

39  
**tail**

40  
**wait**

41  
**bay**

42  
**day**

43  
**say**

44  
**pay**

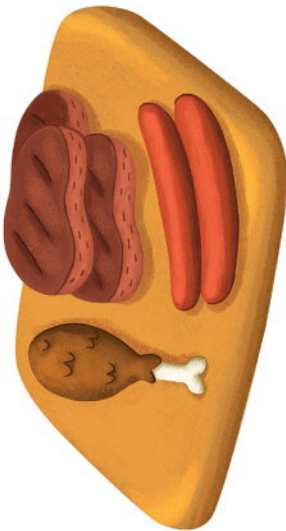
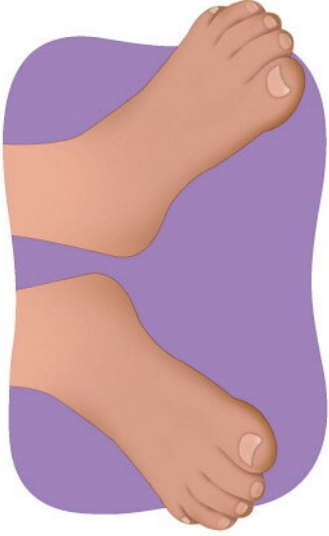

45  
**sail**

46  
**mail**

47  
**hay**

48  
**May**







49

bee

50

feet

51

seed

52

jeep

53

leaf

54

eat

55

sea

56

meat

57

candy

58

key

59

happy

60

money

61

light

62

night

63






high

64

right









65

pie

66

tie

67

lie

68

die

69

spy

70

sky

71

cry

72

my

73

boat

74

coat

75

soap

76

road

77

bow

78

row

79



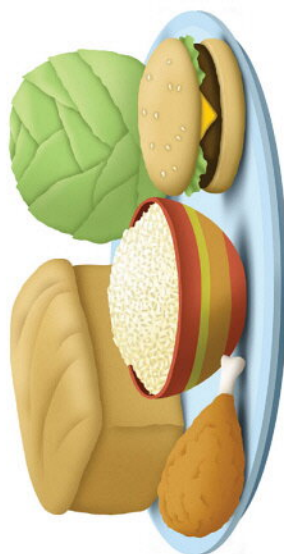


yellow

80

pillow









81

goat

82

toad

83

elbow

84

window

85

blue

86

glue

87

clue

88

Tuesday

89

fruit

90

suit

91

new

92

dew

93

moon

94

zoo

95

food

96

boot





**Congratulations!**

This certifies that

\_\_\_\_\_ has successfully completed

**Oxford Phonics World 3**

**Long Vowels**

on \_\_\_\_\_

Signature \_\_\_\_\_

Date \_\_\_\_\_









**OXFORD**  
UNIVERSITY PRESS

198 Madison Avenue  
New York, NY 10016 USA

Great Clarendon Street, Oxford, OX2 6DP, United Kingdom

Oxford University Press is a department of the University of Oxford.  
It furthers the University's objective of excellence in research, scholarship,  
and education by publishing worldwide. Oxford is a registered trade  
mark of Oxford University Press in the UK and in certain other countries

© Oxford University Press 2015

The moral rights of the author have been asserted

eBook Edition

ISBN: 978 0 19 471251 4 Interactive ebook

ISBN: 978 0 19 471259 0 Interactive ebook - app version

First published in 2015

### No copying or file sharing

This digital publication is protected by international copyright laws.  
No part of this digital publication may be reproduced, modified, adapted,  
stored in a retrieval system, or transmitted, in any form or by any means,  
to any other person or company without the prior permission in writing  
of Oxford University Press, or as expressly permitted by law. Enquiries  
concerning reproduction outside the scope of the above should be sent to  
the ELT Rights Department, Oxford University Press, at the address above  
You must not modify, adapt, copy, store, transfer or circulate the contents  
of this publication under any other branding or as part of any other product.  
You may not print out material for any commercial purpose or resale  
Any websites referred to in this publication are in the public domain and  
their addresses are provided by Oxford University Press for information only.  
Oxford University Press disclaims all and any responsibility for the content  
of such websites

### ACKNOWLEDGEMENTS

Cover Design: Molly K. Scanlon

*The authors and publisher are grateful to those who have given permission to reproduce  
the following extracts and adaptations of copyright material:*

*Illustrations by:* Scott Angle: 19, 41, 60; Constanza Basaluzzo: 4 (bot), 5, 16  
(bot), 16 (bot), 26 (bot), 34 (bot), 35, 48 (bot), 68, 74 (bot), 83; Robin Boyer: 23,  
79; Javier Burgos: 11; Nancy Carlson: 8 (bot), 9, 14 (bot), 15, 31, 36 (top spots),  
44 (bot), 45, 56 (bot), 57, 63, 72 (bot), 73; Mattia Cerato: 5 (chant), 9 (chant),  
13 (chant), 17 (chant), 20, 25 (chant), 29 (chant), 35 (chant), 45 (chant), 49  
(chant), 53 (chant), 57 (chant), 59, 65 (chant), 73 (chant), 75 (chant); Marcus  
Cutler: 39, 80; Lalena Fisher: 10, 18, 30, 38, 50, 58, 70, 78; Nathan Jarvis: 6  
(bot), 24 (bot), 28 (bot), 29, 52 (bot), 64 (bot), 76 (bot), 77 (mid); Bill Ledger: 4  
(top), 5 (mascot), 6 (top), 7 (mascot), 8 (top), 9 (mascot), 12 (top), 13 (mascot), 14  
(top), 15 (mascot), 16 (top), 17 (mascot), 24 (top), 25 (mascot), 26 (top) Rubiks  
Cube® used by permission of Seven Towns Limited. www.rubiks.com. www.  
youcandotherubikscube.com, 27 (mascot), 28 (top), 29 (mascot), 32 (top), 33  
(mascot), 34 (top), 35 (mascot), 36 (mascot), 44 (top), 45 (mascot), 46 (top), 47  
(mascot), 48 (top), 49 (mascot), 52 (top), 53 (mascot), 54 (top), 55 (mascot), 56  
(top), 57 (mascot), 64 (top), 65 (mascot), 66 (top), 67 (mascot), 68 (top), 72 (top),  
73 (mascot), 74 (top), 75 (mascot), 76 (top), 77 (mascot); Julissa Mora: 12 (bot),  
13, 32 (bot), 43, 46 (bot), 47, 54 (bot), 66 (bot), 67 (mid), 71; Kristin Varner: 40, 51.

*We would also like to thank the following for permission to reproduce the following  
photographs:* 10: (candy cane) Stacey Newman/istockphoto, (skate) Art Siberia/  
istockphoto, (game) Diane Labombarbe/istockphoto, (cupcake) Pinkcandy/  
shutterstock.com, (wave) Jarvis Gray/shutterstock.com; 18: (bike) Vaclav  
Vorab/shutterstock.com, (hiker) Ermin Gutenberger/istockphoto, (line of  
kids) OUP, (lime) OUP, (clock) Photo Talk/istockphoto, (no. 9) Morgan Lane  
phtography/shutterstock.com, (diver) Photovideostock/istockphoto, (no. 5)  
Stuart Bur/istockphoto; 22: (wave) Jarvis Gray/shutterstock.com, (game) Diane  
Labombarbe/istockphoto, (tree) tomtsya/shutterstock.com, (cave) Jeff Gynane/  
shutterstock.com, (no. 9) Morgan Lane phtography/shutterstock.com, (bike)  
Vaclav Vorab/shutterstock.com, (kite) Steve Mann/shutterstock.com, (gate)  
kavram/shutterstock.com, (no. 5) Stuart Bur/istockphoto, (cupcake) Pinkcandy/  
shutterstock.com, (tape) Jiri Hera/shutterstock.com; 30: (cone) M. Unai  
Oxmen/shutterstock.com, (Rubik's Cube) Chris Hutchison/istockphoto, (paint)  
Gameanna/shutterstock.com; 38: (tape) Jiri Hera/shutterstock.com, (cupcake)  
Pinkcandy/shutterstock.com, (mail) OUP, (tail) Eric Isselee/shutterstock.com,  
(calendar) Yuriy Kursanov/istockphoto, (hay) Ozerov Alexander/shutterstock.  
com; 50: (jeep) Massimiliano Lamagna/shutterstock.com, (leaf) Cate8211/  
shutterstock.com, (candy) OUP, (key) J Freeman/shutterstock.com; 58: (pie)  
Shawn Talbot/shutterstock.com, (tie) Joel Calheiros/shutterstock.com,  
(spy) Richard Peterson/shutterstock.com, (sky) OUP, (sign) Shah Rohani/  
shutterstock.com, (night) leungchopan/shutterstock.com; 62: (leaf) Cate8211/  
shutterstock.com, (sky) OUP, (pie) Shawn Talbot/shutterstock.com, (light)  
Improvize/shutterstock.com, (bee) Vladimir Sanonov/shutterstock.com, (key)  
J Freeman/shutterstock.com; 70: (goat) Glenda M Powers/shutterstock.com,

(bow) Natalya Bidyukova/shutterstock.com; 78: (paint splat) R Gino Santa  
Maria/shutterstock.com, (glue) Shutswis/shutterstock.com, (suit) Karkas/  
shutterstock.com, (shoebox) Alenandr Vlassyuk/shutterstock.com, (moon)  
OUP, (boot) OUP.

Music by: Laurie Thain and Gordon Maxwell



# Oxford Phonics World

Let us guide you through the world of phonics...



**Oxford Phonics World** is the first step on your students' journey into English, leading you through **all 44 sounds**.

- **Over 150 Phonics Friends** — an angry apple, a big bear, and others — help children remember English sounds.
- **Action songs, chants, and games** encourage children to discover connections between English sounds and letters.
- **Active class activities** develop children's listening, speaking, reading, writing, and spelling skills and provide opportunities to apply them.
- **Multi-ROMs** include fun animations and interactive games, stories, and songs for practice at home.

**5 levels of phonics for use before or alongside your English course**

- **Student Book** with **Student Cards** and **Multi-ROMs**
- **Workbook**
- **Teacher's Book**
- **Phonics Cards**
- **Phonics Readers**
- **Oxford iTools**  
Digital Classroom Resources



Authors Kaj Schwermer, Julia Chang, and Craig Wright, and musician Laurie Thain are experienced teachers and teacher trainers who specialize in phonics instruction.

**OXFORD**  
UNIVERSITY PRESS

[www.oup.com/elt/oxfordphonicsworld](http://www.oup.com/elt/oxfordphonicsworld)

ISBN 978-0-19-459619-0



9 780194 596190